



2021

AIRFIX CATALOGUE 2021

THE EXCITEMENT IS BUILDING



www.airfix.com
www.humbrol.com



Includes full Humbrol paint
and accessory range



Welcome to the 2021 edition of the Airfix catalogue

2021 is going to be another great year for building Airfix models, with plenty of new introductions in most of your favourite categories.

If you're new to this brilliant hobby, or a little more experienced, we hope the following pages inspire you with the huge choice on offer.

You'll find, starting with Quickbuild, there's some more great cars included, plus a stunning F-35 Lightning aircraft. Following on are some superb new easier-to-build Starter Sets, more great Gift Sets, which then lead onto the many pages of new and old subjects we're excited to offer, many with brand new illustrations. These add to the ever-growing collection of imagery from the decades of iconic classic Airfix box-top artwork.

From page 126 you'll find the fantastic Humbrol range to compliment the Airfix kits, plus this year's catalogue shows off the wonderful Pocher pre-painted super-kits that are part of the Hornby family of brilliant brands.

We hope we're going to keep you very happy in 2021!



15



40



93

Contents

4-5	What's on the box?
6-7	Airfix Social Media
8-9	Airfix Club
10-25	Airfix QUICKBUILD
26-41	Starter Sets & Gift Sets
42-43	Top Gun
44-75	Military Aircraft
	1:72 Scale
	1:48 Scale
	1:24 Scale
76-84	Military Vehicles
85	Warship
	Type 45 Destroyer
86-104	Vintage Classic Sets
	Ships
	Aircraft
	Military Vehicles
	Classic Cars
	Military Figures
105	Apollo Saturn V
105	RNLI
106-107	Ruined Buildings
108	Airfix Board Game
109	Blood Red Skies
110	Aerodrome
111	Workbench
112-121	Technical Index
122-125	Pocher
126-147	Humbrol



88



47



130

WHAT'S ON THE BOX

Airfix kits are available in three types: **Starter Sets**, **Gift Sets** and **Classics**. Every kit box contains a wealth of information to help you choose the best kit and achieve the best finish.



Starter Sets

Are ideal for beginners and include glue, paint and brushes with one finish option.



Gift Sets

Are ideal for more advanced modellers and include glue, paint and brushes.



Classic Kits


A kit on its own without glue, paint and brushes. Available in multiple finish options depending on the kit series.



Vintage Classics

Enjoy the nostalgia with our revival of classic models. The boxes feature original paintings by an impressive range of artists.





1. History

A small piece of history is included on the top of each Airfix kit box. This gives some background information of the product, including actions the real item was involved in. The area also shows the dimensions of the finished model and the number of pieces.

2. Flying hours

Become a member of the Airfix Club and you can collect the Flying Hours to receive FREE model kits. The bigger the kit, the more Flying Hours are available to accumulate.

3. Skill level

The skill level, from 1 to 4, explains how difficult the model will be. A higher skill level kit often has more parts and is more challenging to build.

4. Paint list

The paint list shows and explains the recommended list of Humbrol™ paints that will enable you to create the best finish for your model. (Please note, this area is on Classic kits only. A full list of Humbrol™ paints required are in the kit instructions for larger Gift Sets).

5. Schemes

The scheme options are outlined on the top of the box to show how many choices of scheme are available, with their markings and descriptions.

6. Decals

The side profiles on the front show how many decal options are possible and what they will look like.

7. Product code

The product code is unique to each kit. It helps you to identify your kit of choice easily, assists with navigating through the catalogue or Airfix website accurately, determines the size of the kit and gives guidance to the number of parts. The Classic Kit product code also helps you to understand the size of the model via the Series system. The kit Series starts at 1 through to 25 (the higher the number, the larger the kit). The first two digits after the "A" determine the Series of the kit. The example product code here, A12011 is Series 12.

8. Model scales

The scale of the kit indicates how large the model will be in relation to the full size. A 1:72 scale kit therefore is 72x smaller than the original (1:48 = 48x smaller). The smaller the scale number – eg 1:24 = the larger the kit compared to the original.





facebook.com/OfficialAirfix



twitter.com/Airfix



youtube.com/OfficialAirfix



instagram.com/OfficialAirfix



pinterest.co.uk/airfix_uk/



airfix.com/forum

Connect with **AIRFIX** fans worldwide

- Build your skill, understanding and friendship – at the same time as building your model!
- Join thousands of people with the same passion
- Gain a wealth of historical knowledge
- Get up-to-the-minute offer and event information
- Frequent competitions and prizes
- Share your skills with others
- Tips and techniques videos

#WorkspaceWednesday

- Don't forget to head over to Facebook, Instagram or Twitter to share your #WorkspaceWednesday pictures with us.

Whether you are embarking on your first Airfix model, or are a master builder, joining our online communities will help you take the experience even further. Airfix social networking is the fastest and most informed way to find out about the hobby, latest events, special offers and competitions.

Our communities are formed of like-minded people keen to share tips and ideas, so you can get the most from this exciting and absorbing hobby. Online you will find forums, blogs and YouTube technique videos, whilst our Tweets alert you to offers, with Facebook and Instagram keeping you abreast of all things Airfix and Humbrol.

So if you're not already part of our community why not **join in?**



SOCIAL MEDIA

Welcome to the World of the



When you join the Airfix Club, a world of extra benefits opens up to you. Whether it be saving and using the Flying Hours, being able to buy and enjoy bespoke kits and products, or just being part of the Airfix community, the Club is fantastic value. Go to the Airfix website to find out more and see as new items and rewards are added throughout the year.

www.airfix.com







QUICKBUILD

Stickers Provided

Rolling Wheels

Pre-Coloured

Push Fit



**No glue!
No paint!
Just BUILD!**



NEW

Audi R8 Coupé

ALL NEW



Available Summer - 21

Code: J6049

NEW

Ford Mustang GT

ALL NEW

13



Available Spring - 21

Code: J6036

AIRFIX QUICKBUILD

NEW

Ford Mustang GT 1968

ALL NEW



Available Autumn - 21

Code: J6035

NEW

Bugatti Chiron



Available Now

Code: **J6044**

Lamborghini Aventador white



Available Now

Code: **J6019**

Jaguar I-PACE eTROPHY



Available Now

Code: **J6033**

Bugatti Veyron 16.4 black/red



Available Now

Code: **J6020**

Audi TT Coupé



Available Now

Code: **J6034**

McLaren P1™ green



Available Now

Code: **J6021**

Ford F-150 Raptor



Available Now

Code: **J6037**



Coca-Cola VW Campervan



Available Now

Code: **J6047**



Coca-Cola VW Beetle



Available Now

Code: **J6048**



VW Camper Van blue



Available Now

Code: **J6024**



VW Camper Van red



Available Now

Code: **J6017**



VW Beetle yellow



Available Now

Code: **J6023**

VW Camper Van 'Surfin'



Available Now

Code: **J6032**

VW Beetle 'Flower Power'



Available Now

Code: **J6031**

NEW

F-35B® Lightning II®

ALL NEW



Available Spring - 21

Code: J6040

Eurofighter Typhoon



Available Now

Code: **J6002**

F-22® Raptor®



Available Now

Code: **J6005**

Red Arrows Hawk



Available Now

Code: **J6018**

ROYAL
AIR FORCE **RED**
ARROWS



Spitfire



Available Now

Code: **J6000**



Messerschmitt Bf109



Available Now

Code: **J6001**



P-51D Mustang™



Available Now

Code: **J6016**



BAE Hawk



Available Now

Code: **J6003**



Apache™



AH-64 APACHE LONGBOW™

Available Now

Code: **J6004**



Harrier



Available Now

Code: **J6009**



Challenger Tank



Available Now

Code: **J6010**

Challenger Tank



Available Now

Code: **J6022**

D-Day Spitfire



Available Now

Code: **J6045**

D-Day P-51D Mustang™



P-51D Mustang™

Available Now

Code: **J6046**


STARTER & GIFT SETS


From Sets for the absolute beginner through to more elaborate Gift Sets, the following pages have something for everyone.

A brilliant way to start the fantastic hobby of Airfix modelling!



All these sets contain paint, adhesive and brushes.





Humbrol®
Poly Cement
 A solvent-based cement suitable for plastic model kits only

Humbrol

STARTER & GIFT SETS

1:72

NEW
MOULD

NEW MOULD



Stand included



Supermarine Spitfire Mk.Vc

Code: **A55001**

One of the most famous aircraft ever to take to the skies and one which is as familiar today as it was during the savage dogfights of the Battle of Britain, the Supermarine Spitfire was designed as a short range, high performance interceptor, taking inspiration from the inter-war seaplanes which had competed for the Schneider Trophy. Representing a significant advancement in aviation technology compared to the biplane fighters which were still in widespread service during the mid 1930s, the Spitfire would go on to see service throughout the Second World War, undergoing constant development to keep it at the forefront of fighter design. Introduced as something of an interim design, the Mk.V would go on to be the most heavily produced variant of Spitfire and featured the more powerful Merlin 45 engine and highly advanced 'universal wing', which allowed different armament options to be fitted to the fighter with relative ease.



26 Pieces in grey plastic

1:72 NEW MOULD

NEW MOULD



Stand included



RAF Red Arrows Hawk

Code: **A55002**

Whether thrilling Airshow audiences around the globe or serving as airborne ambassadors for the United Kingdom, the distinctive British Aerospace Hawks of the Royal Air Force Aerobatic Team 'The Red Arrows' have become some of the most famous aircraft in the world. Incredibly, this year will be the 42nd display season since the Red Arrows converted the Hawk T.1.

Available Spring - 21

ROYAL AIR FORCE RED ARROWS



24 Pieces in red plastic

STARTER SETS

1:72


NEW MOULD



Sherman Firefly

Code: **A55003**

Requiring quite significant redesign of the turret and with the gun mounted on its side, the 17-pounder equipped Shermans became arguably the most effective Allied tanks of the Second World War and were easily capable of knocking out any German tanks they encountered following the Normandy landings. Given the name 'Firefly', unwary German tank commanders who assumed this new Allied tank was just a standard Sherman were in for an unwelcome surprise.



31 Pieces in green plastic



1:72



Tiger I

Code: **A55004**

The German Panzerkampfwagen VI Tiger heavy tank is still regarded as the world's most famous tank design to this day. With a fearsome combination of firepower, armoured protection and mobility, the 88mm gun mounted on the Tiger and its excellent sighting optics allowed it to engage enemy armour at extreme ranges and certainly well outside the range at which they could return fire.

+

39 Pieces in beige plastic

STARTER SETS

Available Spring - 21



SMALL STARTER SETS

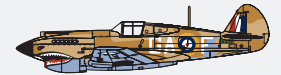
A series of iconic aircraft, tank, car and ship models for the next level of modelling. Sets include glue, brush and four acrylic paints – all that's needed to complete a fabulous model!



Curtiss Tomahawk IIB

Code: **A55101**

The Tomahawk was used extensively throughout WWII. The shark-mouth version in this set is one of the most famous looking aircraft of the period, making it great fun to build.



Available Now



HMS Victory

Code: **A55104**

Probably the most famous warship ever, HMS Victory is still to be seen in Portsmouth Dockyard. This great miniature model is a fun way to start modelling.



Available Now



RAF Red Arrows Gnat

Code: **A55105**

The Royal Air Force Aerobatic Team (RAFAT), the formal name of the Red Arrows, began life at RAF Fairford, Gloucestershire in 1965. Initially there were seven display pilots and ten Gnat jet trainers. The name 'Red Arrows' was chosen to combine the appeal and expertise of two earlier teams, the Black Arrows and the Red Pelicans.



Available Now



Messerschmitt Bf109E-3

Code: **A55106**

The Bf109E-3 was one of the first true fighters of the modern era and was the Luftwaffe's main bomber escort during the Battle of Britain. After some spectacular successes at the beginning of the war it found its main challengers to be the RAF's Hurricane and Spitfire.



Available Now



North American Mustang Mk.IV

Code: **A55107**

The Mustang came into its own when fitted with the Merlin engine. Its long range enabled it to escort bombers deep into enemy territory. The Royal Air Force flew the type from 1944 onwards in support of Bomber Command's long distance raids deep into enemy territory.



Available Now



Cromwell Mk.IV

Code: **A55109**

The agile and reliable Cromwell Mk.IV tank made its operational debut in Normandy 1944. It soon made its mark on the battlefield and became one of the most successful tanks of the British Army.



Available Now



Focke Wulf FW190A-8

Code: **A55110**

The feared Focke Wulf 190A-8 was the most numerous of the classic Luftwaffe fighter, with over 6,655 A-8 produced. Due to constant attacks by allied bombers this type was manufactured by at least eight factories during its lifetime.



Available Now



Hawker Hurricane Mk.I

Code: **A55111**

One of the greatest fighter aircraft of WWII, this version fought alongside the Spitfire and actually shot down and destroyed more aircraft during the Battle of Britain in the summer of 1940 than its even more famous partner!



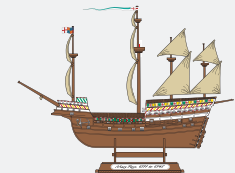
Available Now



Mary Rose

Code: **A55114**

Famous as the only Tudor era war ship preserved anywhere in the world, the Mary Rose was a Carrack type vessel that served for many years before her final action on the 19th of July 1545. The wreck lay undiscovered and undisturbed for hundreds of years before being rediscovered in 1971 and raised back to the surface in 1982.



Available Winter 19/20



Hunting Percival Jet Provost T.4

Code: **A55116A**

The highly successful Jet Provost provided the RAF with a training solution for over thirty years. During this period, many RAF stations operated aerobatic display teams and the Central Flying School's 'Red Pelicans' were amongst the most distinctive, often flying in the same display programme as the Red Arrows.



Available Now



Willys MB Jeep®

Code: **A55117**

The Willys MB Jeep®, officially designated Truck, ½-ton, 4x4, is the best known of all the American vehicles of the Second World War. Originally intended to be a command and reconnaissance car, it became the most versatile of all vehicles. Able to be armed with machine guns and to tow small artillery pieces, the Jeep® was essential to the Allied war effort.



Available Winter 19/20



MEDIUM STARTER SETS

These contain more iconic aircraft and vehicles, but this range of models are a little more challenging to build with more parts, 6 paints* and 2 brushes.

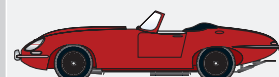
*A55202C contains 4 paints.



Jaguar E-Type

Code: **A55200**

Described by Enzo Ferrari as the most beautiful car ever made upon its unveiling, the Jaguar E-type has gone on to become one of the most instantly recognisable and iconic shapes in automotive history.



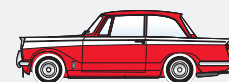
Available Now



Triumph Herald

Code: **A55201**

The Triumph Herald was a small two-door car introduced in 1959 by the Standard-Triumph Company of Coventry. The body design was by the Italian stylist Michelotti and total Herald sales numbered well over 300,000.



Available Now



VW Beetle

Code: **A55207**

The civil production of the Beetle started in December 1945 and only finished in 2003. Originally powered by a 1100cc air-cooled four cylinder engine, it was continually updated throughout the Beetle's history, culminating in the 1584cc engine found in the final Mexican variants.



Available Now



King Tiger Tank

The King Tiger (Tiger II) was a 68 ton monster appearing on the battlefield in 1944. Had the numbers supplied been larger and the fuel to run them been available then the war may have gone on longer than it did.

Available Now

Code: **A55303**



1:72



de Havilland Vampire T.11

Code: **A55204**

As a two-seater trainer, the Vampire T.11 excelled. The side by side seating ensured both pilots had good visibility. The aircraft's inherent stability and docility also made it a relatively safe and effective platform for instruction.

**Available Now**

1:72



Hawker Harrier GR.1

Code: **A55205**

Known affectionally as the "Jump Jet" the Harrier GR.1 was the first vertical take-off and landing aircraft flown operationally by the RAF, coming into service in 1969. It soon became a crowd favourite, drawing huge crowds whenever it was putting on its unique display.

**Available Now**

1:72



Hawker Typhoon Mk.Ib

Code: **A55208**

Designed initially to replace the Hawker Hurricane as the complementary high-altitude fighter to the Supermarine Spitfire, the Typhoon instead found its fame as a low altitude ground attack aircraft, spearheading the airborne assault through occupied Europe after D-Day.

**Available Now**

1:72



Boulton Paul Defiant Mk.I

Code: **A55213**

The Boulton Paul Defiant was designed and built by Boulton Paul Aircraft as a "turret fighter" without any forward firing guns and served as an interceptor aircraft with the RAF during the Second World War. Often maligned as a failure, it found a niche as a night fighter during the Blitz.

**Available Now**

1:72



RAF Red Arrows Hawk

The dual control BAE Hawk T. Mk.1 is the RAF's advanced trainer and has been used by the Red Arrows since 1979. The aircraft is essentially the same as those aircraft flown by the Royal Air Force's 100 Squadron with the exception of the smoke generators and a slightly uprated engine giving a faster response time to changes of power setting.

Available NowCode: **A55202C**



LARGE STARTER SETS

If modern jets, helicopters or cars are your thing, then these sets are perfect for gifts or to build yourself once you've mastered the basics. These come with 6 paints and 2 brushes.



1:72

BAE Harrier GR.9A

Code: **A55300**

Flown by the Joint Force Harrier Squadrons crewed by both Royal Navy and RAF crews, this ultimate Harrier carried a vast array of weapons, communications and systems to carry offensive operations to the enemy both from land and sea.



Available Now



1:72

Panavia Tornado F.3

Code: **A55301**

The Tornado F.3 was the RAF's dedicated interceptor fighter. It had a longer fuselage than its sister GR4, which permitted greater internal fuel stowage. An important feature of the F.3 was its ability to patrol at long distance from its base, supported by air-to-air refuelling.



Available Now



1:72

McDonnell Douglas™ F-15A Eagle™

Code: **A55311**

One of the great combat aircraft of the post war era, the McDonnell Douglas F-15A was a single seat, all weather air superiority fighter, which at the time, was one of the most expensive military programmes in history. The F-15 was known as the 'Ultimate MiG slayer', as it provided the USAF with a fighter which was without equal.



Available Now



1:72

Lockheed Martin® F-16A® Fighting Falcon®

Code: **A55312**

Designed in the aftermath of the Vietnam War and the need to equip the USAF with a dominant air superiority fighter, the General Dynamics F-16 Fighting Falcon was the first aircraft intentionally designed to be aerodynamically unstable, making this an extremely manoeuvrable aircraft, but one relying heavily on computer controlled fly-by-wire technology.



Available Now



1:72

McDonnell Douglas™ F-18A Hornet™

Code: **A55313**

The McDonnell Douglas F-18 Hornet is a distinctive looking twin engine Naval fighter. Required to operate in the demanding environment of aircraft carriers at sea, it is a tough aeroplane and has proved to be effective in the roles for which it was originally intended. The Hornet is perhaps best known as the aircraft operated by the US Navy Flight Demonstration Squadron, the 'Blue Angels'.



Available Now

1:72

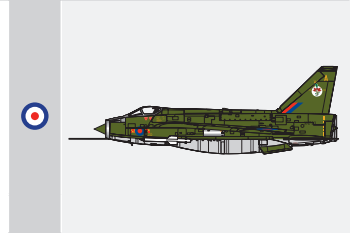


English Electric Lightning F.2A

Code: **A55305**

The English Electric Lightning was a supersonic jet fighter aircraft of the Cold War era, noted for its great speed. It is the only all-British Mach 2 fighter aircraft and was the first aircraft in the world capable of cruising at Mach+ speeds. It could carry the awesome Firestreak missile.

Available now



1:72



Westland Sea King HAR.3

Code: **A55307A**

Held in extremely high regard by the British public, the distinctive yellow Search and Rescue Sea King HAR.3 helicopters of the Royal Air Force always seemed to be on hand when help was needed most. Many sailors, climbers and holidaymakers owe their lives to the highly capable SAR crews of the RAF.

Available Now



1:32



MINI Countryman WRC

Code: **A55304**

The MINI Countryman is a 4x4 powered by a 1.6-litre turbocharged engine. Rally ace Prodrive, who masterminded Colin McRae and Richard Burns' championship-winning campaigns, prepared the Countryman. Prodrive also build MINI WRCs for privateers.

Available Now



1:32




Jaguar XKR GT3

Code: **A55306**

Jaguar created many fantasy schemes for the XKR GT3 and this is one such official scheme that will really make this fantastic car stand out.

Available Now



1:32




Ford 3 Litre GT

Code: **A55308**

Capable of reaching incredible top speeds of well over 350 km/h this aerodynamically shaped Ford 3L GT designed by Len Baily was built as a result of the displacement limit rule change of 1967 by the FIA. First appeared at Brands Hatch, Kent 1968.

Available Now



1:32

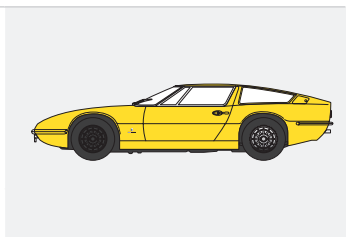


Maserati Indy

Code: **A55309**

Named after Maserati's two Indy 500 race wins in 1939 & 1940, the Maserati Indy was first shown in prototype form at the Turin Motor Show in 1968 with the first production cars going on sale in March 1969. A sleek looking Coupé with pop-up headlights it was powered by a 4.2 litre V8 engine with 4 down-draught Weber carburettors producing 260 bhp.

Available Now





1:32

MINI Cooper S

Code: **A55310**

One of the most recognisable vehicles on today's roads the MINI stands out from the crowd and has immense popularity all over Europe and beyond. They come in all colours and designs, and this, the Cooper S, is no exception.



Available Now

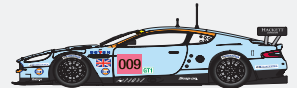


1:32

Aston Martin DBR9

Code: **A50110**

The Gulf Aston Martin DBR9s performed superbly at Le Mans 2008. Car 009, driven by David Brabham, Antonio Garcia and Darren Turner, won the GT1 class. The 007 car, with Heinz-Harald Frentzen, Andrea Piccini and Karl Wendlinger finished fourth.



Available Now



1:72

Eurofighter Typhoon

Code: **A50098**

The Eurofighter Typhoon is Europe's premier swing role fighter jet. Designed and constructed by a consortium of companies under contract to the United Kingdom, Germany, Italy and Spain. The RAF declared it combat ready in 2006.



Available Now



1:600

HMS Belfast Gift Set

Code: **A50069**

During the Second World War HMS *Belfast* saw action at the Battle of the North Cape in 1943 and played a major role during the D-Day landings in 1944. After a well-earned refit *Belfast* also played an active role in the Korean War from 1950-1952. One of only three surviving bombardment vessels from D-Day, HMS *Belfast* is now preserved by IWM and anchored in the River Thames.



IWM records and tells the stories of those who have lived, fought and died in conflict since 1914. Your purchase ensures these stories are heard.
IWM.ORG.UK

Available Now



1:144 **NEW**

Concorde Gift Set

Code: **A50189**

On the 26th November 2003, the last British Airways Concorde G-BOAF flew low over her birth city of Bristol, before landing at the Filton airfield factory site where she had been built just 24 years earlier. She would be the last Concorde to fly, effectively bringing to an end the historic era of supersonic passenger aviation.



Available Summer - 21



1:120

Endeavour Bark and Captain Cook 250th anniversary

Code: **A50047**

In 1768 Captain James Cook set off on a voyage to the Pacific Ocean. The expedition's main purpose was to study and observe the 1769 transit of Venus across the sun (in conjunction with several other observations made from different locations). But it also was an expedition to explore the southern Pacific for signs of the yet to be discovered continent we now know to be Australasia.



Available Now

GIFT SETS



Gift Sets all contain paint, adhesive and brushes.
The following pages have something for everyone.

Most come with stands, vac-form bases or informative display cards.


1:72



One Small Step for Man...

Code: **A50106**

On the 20th of July, 1969, at 02:56 GMT, astronaut Neil Armstrong stepped onto the Moon's surface in the Sea of Tranquility. He had earlier reported the lunar module's safe landing at 20:17 GMT with the words: 'Houston, Tranquility Base here. The Eagle has landed.' As he put his left foot down first Armstrong declared: 'That's one small step for man, one giant leap for mankind.'



Available Now

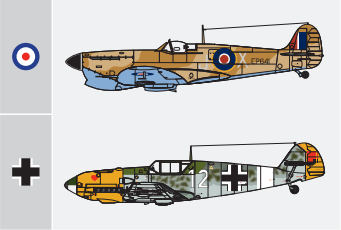
1:48



Supermarine Spitfire Mk.Vb Messerschmitt Bf109E Dogfight Double

Code: **A50160**

Between June 1940 and November 1942 the small but strategically important island of Malta, situated in the Mediterranean Sea, became the most heavily bombed place on earth when first Italian and then German bombers attempted to force the island to surrender. At the height of the battle, cannon armed and tropicalized



Available Now


1:72



Battle of Britain Memorial Flight

Code: **A50182**

Sharing their home airfield with the RAF's latest Typhoon air defence fighter, the classic aircraft of the Battle of Britain Memorial Flight serve the dual purpose of representing the modern Royal Air Force, as well as providing a poignant flying tribute to RAF personnel who served during the Second World War. A popular Airshow act, the hard working aircraft of the BBMF make around 1000 individual appearances each year.



Available Now

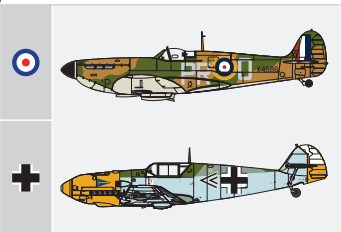
1:72



Spitfire Mk.Ia Messerschmitt Bf109E-4 Dogfight Double

Code: **A50135**

"The Spitfire had the edge over the 109 in speed and climb, and particularly in turning circle. He went on pulling round as sharply as he could. I followed him without any difficulty and went on firing bursts at him. There were puffs of black smoke and then a trail of white vapour streamed from his aircraft" This is an actual quote from a Battle of Britain pilot in 1940.



Available Now

1:72



Messerschmitt Me262 P-51D Mustang™ Dogfight Double

Code: **A50183**

During the final months of WWII, the Luftwaffe introduced the world's first operational jet fighter, a huge advancement in aviation technology which threatened to overturn Allied air superiority. Despite being 100 mph slower than the German jet, the North American Mustang fighter was available in great numbers and hunted the Me262 mercilessly, picking them off in the air and on the ground.



Available Now


1:72



**F4F-4 Wildcat™
Mitsubishi Zero Dogfight Double**

Code: **A50184**

Following America's entry into the Second World War, the diminutive, yet extremely rugged F4F Wildcat was the US Navy aircraft charged with challenging the dominance of the Imperial Japanese Navy fighters in the Pacific. Facing the superb and extremely agile Mitsubishi Zero, US Navy pilots quickly learned not to dogfight with their nimble adversary and use 'slash and run' tactics during these savage air battles.



Available Now

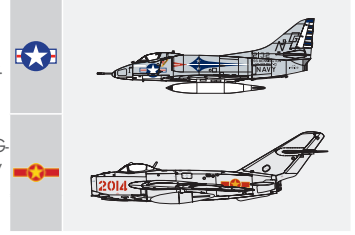
1:72



**MiG-17F Fresco
Douglas™ A-4B Skyhawk™ Dogfight Double**

Code: **A50185**

Armed with cannons, bombs and unguided missiles, the A4 Skyhawks would skim across the rice paddies and hug the densely forested mountains in the early days of the Vietnam war. Against them ranged small arms fire, artillery, guided surface to air missiles and MiG's of the North Vietnamese Air Force. Alongside the supersonic MiG-21 was the older subsonic MiG-17. This aircraft, codenamed Fresco, was very maneuverable, and a match for the Skyhawk.



Available Now

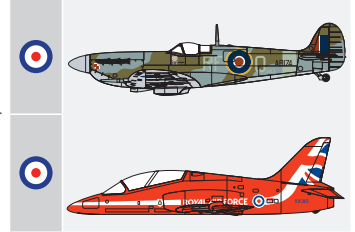
1:72



**Best of British Spitfire and
RAF Red Arrows Hawk**

Code: **A50187**

Representing two iconic British aircraft designs of the 20th century, the Supermarine Spitfire and BAe Hawk may have been developed during different eras of aviation technology but they are both instantly recognisable to millions of people.



Available Now

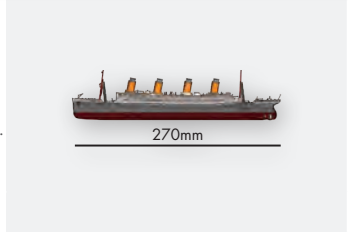
1:1000



R.M.S. Titanic Gift Set

Code: **A55314**

The legend of the Titanic continues to capture the imagination of the world. Added to this year's range is a smaller scale model available as a Starter Set. Ideal for beginners or those with less display space, this set comes complete with six paints, glue and two paintbrushes. A fantastic addition to your collection or a welcome gift for any time of the year.



Available Now

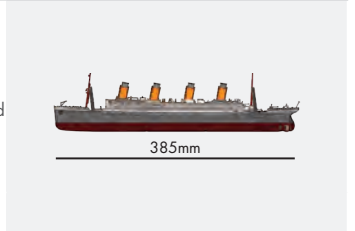
1:700



R.M.S. Titanic Gift Set

Code: **A50164A**

Built by Harland and Wolff in Belfast, Northern Ireland, and launched on May 31st 1911, the Royal Mail Steam Ship Titanic was the largest, most luxurious passenger ship ever built at the time. This model of the famous and tragically doomed Titanic comes in pre-coloured plastic making it suitable for both beginners as well as advanced modellers of all ages.



Available Now

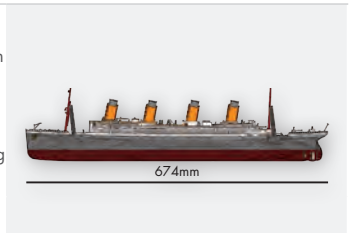
1:400



R.M.S. Titanic Gift Set

Code: **A50146A**

The RMS Titanic will go down in maritime history as not just the largest and most luxurious passenger ship afloat upon its launch in 1912, but also as the most infamous. Despite warnings given by other ships, the Titanic steamed into the side of an iceberg on the night of the 14th April 1912, tearing a large hole in the side of the hull, overwhelming the ship's watertight compartments.



Available Now

TOP GUN MAVERICK

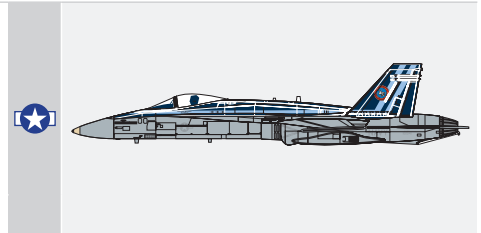
1:72



F/A-18 Hornet™

Code: **A00504**

The F/A-18 is a highly versatile aircraft due to its avionics, cockpit displays and excellent aerodynamic characteristics, with the ability to carry a wide variety of weapons. This model is an earlier variant of the F/A-18 Super Hornet flown by Maverick in the new movie.



Available Now

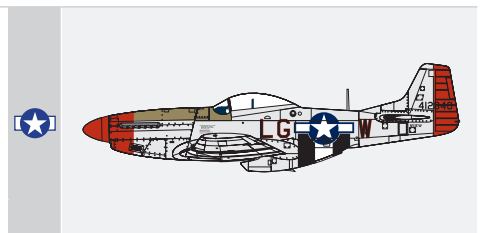
1:72



Maverick's P-51 Mustang™

Code: **A00505**

Maverick's P-51 Mustang is a classic fighter plane from World War II. Fast, agile and graceful in the air with looks that match its performance. The perfect aircraft for pilots to perfect their flying skills.



Available Now

1:72



Maverick's F-14A Tomcat™

Maverick's F-14 Tomcat from the 1986 movie is famed for two dramatic scenes; one when his buddy Goose is killed in a tragic accident, and the other at the end of the movie when the F-14 pilots prove their "Top Gun" worth.

Available Now

Code: **A00503**



1:72

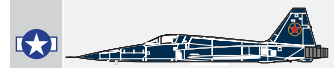


F5-E™ Tiger II® "THE MiG"

The "Mig-28s" that flew at the start and again at the end of the first Top Gun movie were actually Northrop F-5E Tigers. These fictitious hostiles were finally defeated by the triumphant Top Gun aces at the end of the film, albeit after one loss during the dogfight.

Available Now

Code: **A00502**



1:72



Jester's A-4 Skyhawk™

The A4 flew in the first movie as training partners to the F-14 Tomcats. Some of the most exciting flying scenes featured these jets, and their pilots endeavours helped to hone the Top Gun's skills.

Available Now

Code: **A00501**



MILITARY AIRCRAFT

Although the history of aviation is much more than war machines, the development of aviation was unquestionably stimulated by conflict. The aeroplane became the most important military weapon during the horrors of the Great War and as these early airmen struggled to gain air superiority, the celebrity of the fighter pilot was born. The exploits of military airmen and their enigmatic aeroplanes continue to captivate millions of enthusiasts to this day.

1:72 SCALE

This smaller scale is perfect for those models where you want a more simple and faster construction.

1:48 SCALE

This scale is for those special models where you want a higher level of detail.

1:24 SCALE

This scale is excellent for those models where you want an expert level of detail.





A. Tooby

1:72 / 1:48 / 1:24 SCALE MILITARY AIRCRAFT



1:72

Curtiss Hawk 81-A-2

Code: **A01003**

Flying the P-40B, the Flying Tigers, known officially as the 1st American Volunteer Group, were a unit of the Republic of China Air Force. At one time this aircraft was part of the Fighter Collection at IWM Duxford for more information please visit www.fighter-collection.com



Available Now

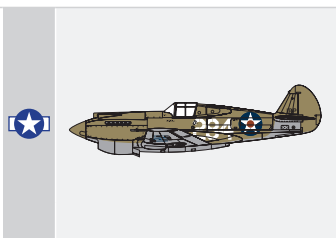


1:72

Curtiss P-40B Warhawk

Code: **A01003B**

The P-40 served the United States Army Air Force throughout the Second World War, fighting in Europe, across Asia and in the deserts of North Africa. While not as maneuverable as the Japanese Mitsubishi Zero, or as fast as the German Messerschmitt Bf109, the P-40B still proved to be a tough opponent.



Available Now




1:72

North American P-51D Mustang™

Code: **A01004**

Without question, the North American P-51D Mustang was one of the finest fighter aircraft of the Second World War and helped to secure air superiority for the Allies over occupied Europe. Able to escort USAAF bombers all the way to their targets deep into Germany, Mustang pilots would pounce on any Luftwaffe fighters sent to challenge them.



Available Now

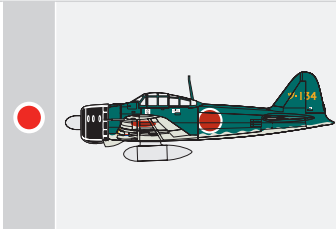


1:72

Mitsubishi A6M2b Zero

Code: **A01005**

The A6M2b Zero fighter marked the beginning of a new era in naval aviation and was the first shipboard fighter capable of outperforming land-based aircraft. With its tight turning radius, it was an extremely deadly weapon in a dogfight.



Available Now

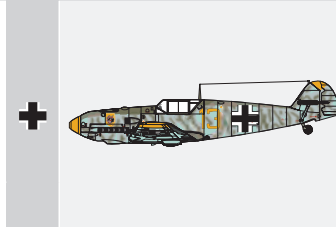


1:72

Messerschmitt Bf109E-4

Code: **A01008A**

When the diminutive Messerschmitt Bf109 entered service in February 1935, it was one of the most advanced aircraft in the world, clearly heralding the future of fighter design. Produced in greater quantities than any other fighter aircraft, the Bf109 served throughout WWII and was flown by many of the world's most successful air aces.



Available Now



1:72

Hawker Hurricane Mk.I

Code: **A01010A**

Considered revolutionary in 1935, by the start of WWII the earliest versions of the Hurricane with fabric covered wings and two bladed propellers had fallen behind the performance of the best German fighters. Nevertheless, once fitted with 3-blade propellers, these early Hurricanes were very successful during the Battle of Britain in 1940.



Available Now




1:72

Focke-Wulf Fw190A-8

Code: **A01020A**

The Focke-Wulf Fw190 proved to be a threat to RAF fighters when introduced in 1941, being faster and more manoeuvrable than the Spitfire V then in service. This A8 version was the most numerous and heavily armed variant and entered service in 1944 as an attempt to stop Allied daylight raids, however, by then new Allied fighters had begun to out-class it.

Available Now



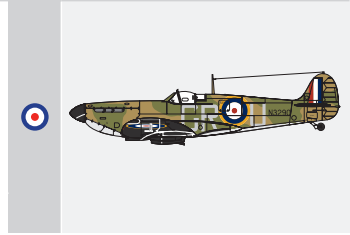
1:72

Supermarine Spitfire Mk.I

Code: **A01071B**

The first production Spitfire Mk.I was delivered to RAF No.19 Squadron at Duxford on 4th August 1938 and heralded the arrival of a future aviation icon. With various upgraded marks of this classic fighter serving throughout WWII, the Spitfire is arguably the most famous fighter aircraft to ever take to the skies.

Available Now



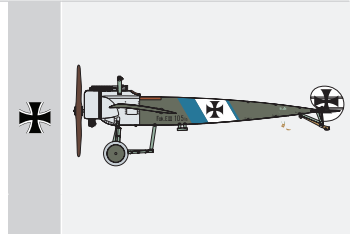
1:72

Fokker E.III Eindecker

Code: **A01087**

The E.III variant of this historically important fighter aircraft began to arrive on the Western Front at the end of 1915 and proved to be the definitive version of the aircraft. Produced in larger numbers than any other Eindecker, the arrival of large numbers of E.III's allowed the Luftstreitkräfte to deploy specialist fighter 'hunting' squadrons for the first time.

Available Now



1:72

NEW
SCHEMES

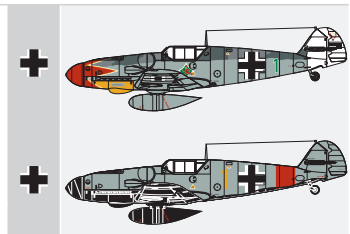
NEW PACK ILLUSTRATION!

Messerschmitt Bf109G-6

Code: **A02029B**

One of the finest fighting aeroplanes in military history, the Messerschmitt Bf 109 series was developed continually throughout the Second World War, with the 'Gustav' being the last major variant and the one most heavily produced. The 109G was adapted to perform a variety of operational roles and was heavily deployed against the huge USAAF daylight bombing raids which were sent against targets deep into Europe.

Available Spring - 21



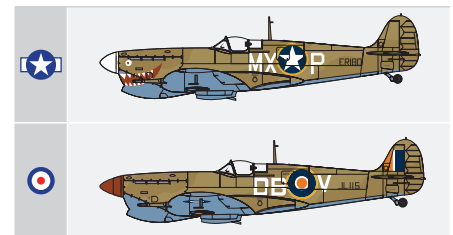
1:72

NEW
MOULD

Supermarine Spitfire Mk.Vc

Described as arguably the most effective 'stop-gap' aircraft the RAF ever introduced, the Spitfire Mk.V combined the additional power of the Rolls Royce Merlin 45 engine with the original Mk.I/II airframe and proved to be more than a match for the latest Luftwaffe fighters. Spitfire Mk.V fighters were produced at a spectacular rate, with almost 6,500 manufactured.

Available Now

Code: **A02108**

NEW MOULD

Hawker Tempest Mk.V

An aircraft which has to be considered one of the finest aeroplanes of the Second World War, the Hawker Tempest V could trace its design lineage back to the Hurricane fighters which proved so decisive during the Battle of Britain only two years earlier, but would represent the absolute zenith of piston engined fighter design. Indeed, when accomplished designer Sydney Camm was looking to produce his 'Super Hurricane' replacement for the aviation saviour of the Battle of Britain, the aircraft he surely had in mind was the Tempest V. As it was, the Tempest is often confused with its predecessor in Royal Air Force service, the Typhoon, even though the two are very different aeroplanes.

Aware that their Typhoon had great potential but was in need of improvement, the Hawker design team started work on a new fighter project, one which incorporated many of the same philosophies as Typhoon, but also, several significant modifications. Indeed, the new aircraft was initially referred to as the Typhoon Mark II, but this was changed to Tempest as the prototype aircraft's first flight approached. Although this was still a big aeroplane for a single engined fighter, its airframe was light and it would be powered by the massively powerful 24 cylinder Napier Sabre engine, a powerplant which would give the new fighter spectacular performance. Making its first flight on 2nd September 1942, the new Hawker Tempest featured a newly designed laminar flow wing, which was much thinner than the wing used on its predecessor and allowed the new fighter to slip through the air at incredible speed.



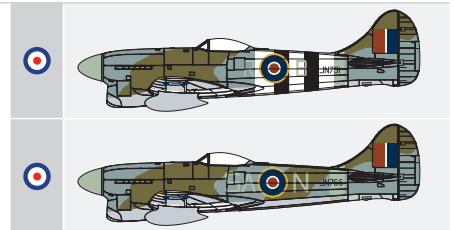
Hawker Tempest Mk.V

1:72 NEW MOULD

Available Winter - 21/22

Code: A02109

The Hawker Tempest V entered Royal Air Force service in early 1944, with the first two squadrons to receive the type having both previously operated the Typhoon. It was thought that managing the incredible power generated by the Tempest's engine could pose problems for pilots converting from smaller aircraft types and that former Typhoon units would be best placed to negotiate its squadron introduction. In advance of the D-day landings, Tempests were being used in a similar ground attack role to the one being flown so effectively by Typhoon squadrons, however, should it be required to make the shift to air combat operations mid-mission, the Tempest was much more suited to this task. Possessing significantly greater range than the Typhoon, Tempests could loiter in the combat zone for longer periods, allowing offensive strikes deeper into occupied Europe, or allowing pilots to wait patiently for the Luftwaffe to come up and fight, where they could show them what their new fighter could really do.





1:72 SCALE MILITARY AIRCRAFT




1:72

Messerschmitt Bf109G-6

Code: **A02029A**

The "G" version of the Luftwaffe's formidable fighter had an engine with increased power to improve its performance. This was required due to the new aircraft the Allies were introducing on all fronts.



Available Now




1:72

Hawker Typhoon Mk.IB

Code: **A02041A**

The Typhoon found its fame as a low altitude ground attack aircraft, spearheading the airborne assault through occupied Europe after D-Day. With an enormous 24 cylinder Napier Sabre engine, the Typhoon became a capable, low level fighter bomber, devastating German armour in Normandy and beyond.



Available Now




1:72

Gloster Gladiator Mk.I/Mk.II

Code: **A02052A**

The last of the RAF's biplane fighters, the Gladiator had some modern features, such as an enclosed cockpit, as well as an armament of four machine guns. Flown by some of the most famous RAF pilots, such as Pat Pattle and Roald Dahl, it was still in service at the outbreak of the war. The Gladiator proved to be a capable biplane fighter, but was outclassed against modern monoplane opposition.



Available Now

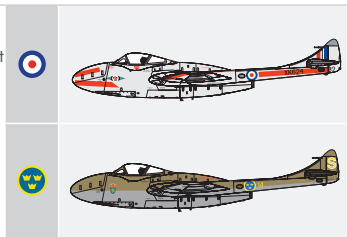


1:72

de Havilland Vampire T.11 / J-28C

Code: **A02058A**

First entering RAF service in 1952, the De Havilland Vampire T.11 trainer was the final UK variant of Britain's second operational jet fighter and the first advanced jet trainer to adopt a side-by-side seating configuration. Unusually, the forward section of the fuselage was constructed of plywood, adopting manufacturing techniques perfected on the famous wartime Mosquito.



Available Now



1:72

Boulton Paul Defiant Mk.I

Code: **A02069**

Often maligned as a failure, the Boulton Paul Defiant proved its effectiveness as a night fighter during the Blitz by shooting down more enemy aircraft than any other type. Built as a "turret fighter" and often mistaken for Hurricanes by the Luftwaffe the Defiant pilots proved themselves during the Battle of Britain.



Available Now




1:72

F4F-4 Wildcat®

Code: **A02070**

The Grumman F4F-4 Wildcat was an American carrier-based fighter aircraft that began service with both the United States Navy and the British Royal Navy with high air combat kill-to-loss ratios. The Wildcat was built throughout the war to serve on escort carriers where larger and heavier fighters could not be used.



Available Now

1:72

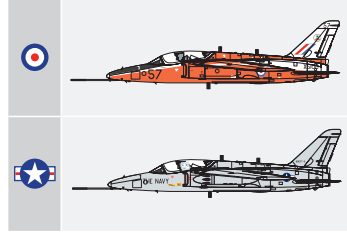


Folland Gnat T.1

Code: **A02105**

The diminutive Folland Gnat was originally developed as a light and affordable jet fighter, but went on to be used extensively by the Royal Air Force as an advanced fast jet training aircraft. Entering RAF service in 1959, the Gnat was responsible for training many hundreds of future fast jet pilots during its 20 year service career.

Available Now



1:72



de Havilland Tiger Moth

Code: **A02106**

A familiar sight at airfields all over the world, the de Havilland Tiger Moth primary trainer made its first flight back in 1931 and went on to provide British and Commonwealth air forces with thousands of trained pilots for their operational squadrons. Performing a similar role to this day, the Tiger Moth allows prospective Warbird pilots to gain experience in flying a tail-dragger aircraft.

Available Now



1:72




Hunting Percival Jet Provost T.4

Code: **A02107**

The Jet Provost, introduced in the late 1950s became the RAF's premier basic jet trainer. The T3 model, introduced in 1959, featured an uprated engine and an improved canopy design, offering the side by side seated pilot and pupil a much improved view. Its reliability and strength also added to its suitability, and the addition of wing tip tanks on the T3 also added to its endurance.

Available Now



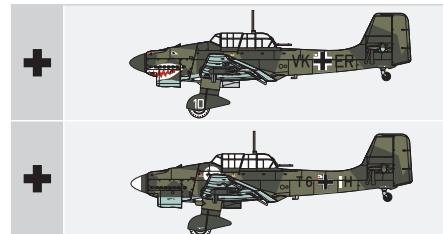
1:72

NEW
SCHEMES

Junkers Ju87B-1 Stuka

The Junkers JU87 or Stuka, was a two-man ground attack aircraft and dive bomber which first took to the skies in 1935. The Stuka is famous for delivering the single most deadly assault on British territory in history on the afternoon of 4th July 1940 when thirty three of them sank the 5,500 ton anti-aircraft ship HMS Foylebank in Portland Harbour.

Available Spring -21

Code: **A03087A**

1:72

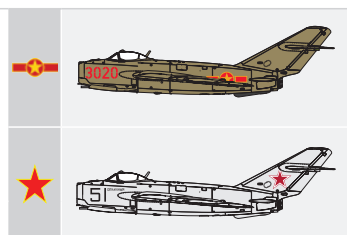


MiG 17-F Fresco

Code: **A03091**

The MiG-17 was a bomber killer and not a dogfighter, however its agility allowed it to score combat victories over heavier, modern American designs. Dismissing the aircraft as nothing more than an upgraded MiG-15, the Vietnam War was a sobering experience for the US Air Force, as some of their most modern aircraft fell victim to the MiG-17.

Available Now






1:72

Douglas™ A-4B/Q Skyhawk™

Code: **A03029A**

The A-4B was the second variant of the Skyhawk and one of the first to see combat in the skies over Vietnam, where it was involved in the early stages of the conflict, with later versions serving throughout the campaign. Due to its small size, the A4 was able to operate off the smaller World War Two era, Essex Class carriers, but could still carry a useful payload.

Available Now



1:72

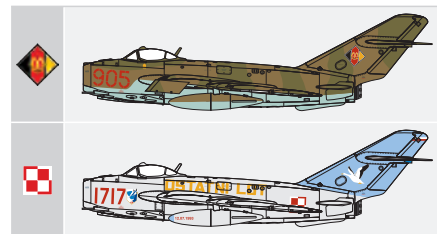
NEW SCHEMES

LIM-5

As one of the most successful post war Soviet jet fighter designs, the MiG 17 was coveted by other Warsaw Pact nations, who were keen to upgrade their own airspace defensive capabilities. Poland was granted a licence to build the aircraft in 1955 and over the next five years, around 477 aircraft were built for both Polish Air Force use and export sales. The Polish built MiG-17s were known as the Lim-5, which loosely translates as 'Licence built aircraft No.5'. In the hands of a skilled pilot, these aircraft could still be a tricky adversary for their Western counterparts.

Available Autumn - 21

Code: **A03092**



1:72

BAE Hawk 100 Series

Code: **A03073A**

Building on the incredible success of the RAF's British Aerospace Hawk trainer, the 100 series was a significant development of the original design, which resulted in a much more aggressive looking aeroplane. With a lengthened nose and permanent wing-tip mountings for air to air missiles, the Hawk 100 series would provide several nations with an extremely cost effective, agile and capable multi-role aircraft option.

Available Now




1:72

BAe Hawk T.Mk.1A

Code: **A03085A**

The agile and reliable BAe Hawk T.1 has been providing the Royal Air Force with an effective advanced jet pilot training platform for over 40 years, replacing the Folland Gnat in this role. With over 1000 aircraft produced, the Hawk has also proved to be one of Britain's most lucrative post war aviation export successes.

Available Now




1:72

Junkers Ju87B-1 Stuka

Code: **A03087**

The Junkers JU87 or Stuka, was a two-man ground attack aircraft and dive bomber which first took to the skies in 1935. The Stuka is famous for delivering the single most deadly assault on British territory in history on the afternoon of 4th July 1940 when thirty three of them sank the 5,500 ton anti-aircraft ship HMS Foylebank in Portland Harbour.

Available Now




1:72



Messerschmitt Me262A-2a

Code: **A03090**

Despite being the most advanced aircraft of WWII, Adolf Hitler insisted that the Me262 be developed into a fast attack bomber, diverting resources from much needed fighter production. Known as the 'Stormbird' the attack version included hard points for two 500kg bombs under the nose of the aircraft, with its speed making it almost invulnerable from Allied air interception.



Available Now

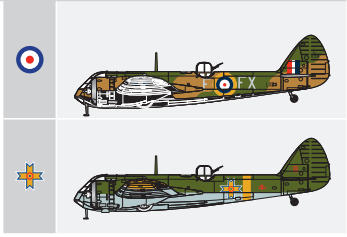
1:72



Bristol Blenheim Mk.I

Code: **A04016**

The Britol Blenheim bomber was ordered "off the drawing board", and first deliveries to No 114 Sqn began in 1937. By the time of the Munich crisis in September 1938 sixteen home-based bomber squadrons were equipped with the type.



Available Now

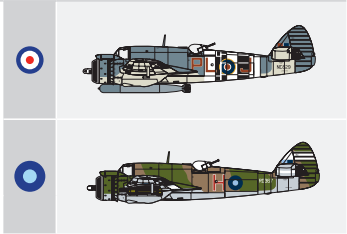
1:72



Bristol Beaufighter TF.X

Code: **A04019**

The Bristol Beaufighter "Beau" was a British long-range heavy fighter which had a long career serving in almost all theatres of war during WW2 as night fighter and then as a fighter bomber.



Available Now

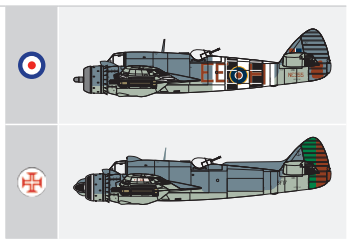
1:72



Bristol Beaufighter TF.X

Code: **A04019A**

The definitive variant of the Beaufighter and the most heavily produced, the TF.X was a two seat torpedo strike fighter, known as the Torbeau. Carrying a combination of rockets, cannon and an 18 inch mark XII torpedo, these aircraft attacked shipping at high speed and low altitude, often with rocket firing Beaufighters drawing anti-aircraft fire so the torpedo equipped aircraft could deliver their weapons effectively.



Available Now

1:72



Westland Sea King HC.4

Code: **A04056**

Operated by the Royal Navy, one of the most extensively modified versions of the Westland Sea King is the Westland Commando HC4. First flying on 26 September 1979, this high capacity, iconic aircraft was used extensively for British operations in both Gulf Wars, Falklands War and Afghanistan.



Available Now

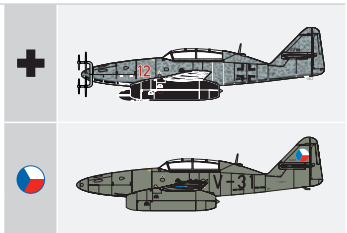
1:72



Messerschmitt Me262B-1a/U1

Code: **A04062**

As the first operational jet fighter in the world, initial Messerschmitt Me262s combat operations were flown by single seat aircraft, piloted by some of the Luftwaffe's most experienced airmen. A two seat trainer version soon followed, which allowed new pilots to acquaint themselves with this advanced technology.



Available Now

NEW MOULD**de Havilland Mosquito B.XVI**

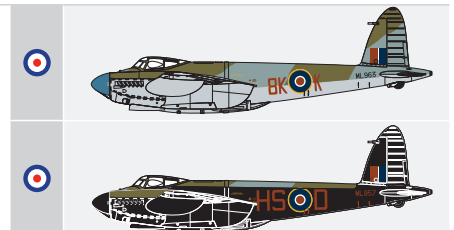
Without question, the de Havilland Mosquito qualifies as one of the finest fighting aeroplanes of the Second World War and one which could claim to be the envy of every other air force, particularly the Luftwaffe, who tried, but never quite managed to produce an equivalent aircraft. A true multi-role aircraft, the Mosquito's famous nickname 'The Wooden Wonder' referenced the fact that this hugely successful British aircraft was constructed using 'non-strategic' materials and employed a clever system of balsa and birch plywood lamination, which gave the aircraft great strength.


de Havilland Mosquito B.XVI**1:72****NEW MOULD**

Available-Summer - 21

Code: **A04023**

Originally conceived as a high speed bomber for the RAF, the final major bomber variant of the de Havilland Mosquito was the B.XVI, with deliveries to front line squadrons starting from 1944. This was a development of the earlier B.IX variant and one which had been optimised for high altitude operation, incorporating a new pressurised cabin. Another unarmed version of the Mosquito, the B.XVI could carry a 3,000lb bomb load, however, all but the first 12 aircraft from a total production run of 402 machines incorporated modifications to allow a 4,000lb 'Cookie' or blockbuster bomb to be carried internally, a weapon which possessed devastating destructive capability. Combining the power of these fearsome weapons with the legendary speed and bombing accuracy associated with Mosquito operations allowed Bomber Command to keep the pressure on the enemy throughout the latter stages of WWII. Interestingly, these huge bombs were exactly four times the weight of the original bomb load this exceptional aircraft was designed to carry, which is testament to the strength of the Mosquito's construction techniques.







1:72 SCALE MILITARY AIRCRAFT

NEW MOULD**Bristol Beaufort Mk.1****Bristol Beaufort Mk.1****1:72** **NEW MOULD****Available Now****Code: A04021**

Entering Royal Air Force service with No.22 Squadron Coastal Command in January 1940, the Beaufort proved to be a rugged and highly manoeuvrable aircraft, although the engines continued to be something of a problem. Initially employed laying mines in enemy waters, Beauforts would later mount attacks against the German battleships Scharnhorst and Gneisenau and the heavy cruiser Prinz Eugen, however, in the European theatre, the aircraft would operate in the main as a medium bomber. In the Mediterranean, Beauforts operating from Egypt and Malta would take a terrible toll of Axis shipping and during a concerted onslaught from the middle of 1942, would make a significant contribution in denying Rommel's Afrika Korps vital supplies. Due to the weight of the aircraft, a steep diving approach was not suitable for the Beaufort and a torpedo attack run needed to commence at a relatively low, flat attitude and quite some way from the target, if the torpedo release was to be successful and not hit the water ineffectively at a steep angle. This made the aircraft vulnerable to accurate defensive fire, however, Beaufort pilots were brave and aggressive in their flying, using the excellent manoeuvrability of the aircraft to make the enemy gunners job much more difficult.





1:72 SCALE MILITARY AIRCRAFT




1:72

NEW
SCHEMES

NEW PACK ILLUSTRATION!

BAe Sea Harrier FRS.1Code: **A04051A**

The naval variant of the famous British vectored thrust jet aircraft, the Sea Harrier FRS.1 was required to be a fleet defender, with the added ability to perform reconnaissance and strike missions as required. The Sea Harrier came to prominence during the Falklands War of 1982, where this last 'All British fighter' accounted for 20 enemy aircraft destroyed without suffering a single loss during air combat engagements.

Available Winter - 21/22

1:72

Westland Sea King HAR.3/Mk.43Code: **A04063**

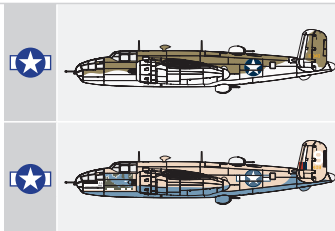
The Westland Sea King HAS.3 served in the Search and Rescue role for almost 38 years, saving countless lives and earning the admiration of a grateful British public. Possessing impressive endurance and all-weather flying capability, the stable and reliable Sea King allowed crews to carry out rescue missions in the most challenging flying conditions imaginable.

Available Now

1:72

North American B-25C/D Mitchell™Code: **A06015**

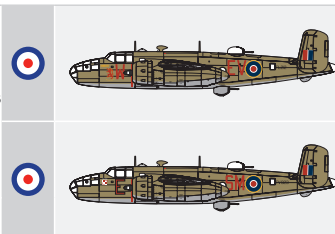
The B-25 Mitchell, a twin-engine medium bomber developed just before the Second World War, was synonymous with the Doolittle Raid, the attack on Tokyo by USAAF Mitchells. The B-25 featured a 'gull' wing and a whole host of armaments. Early versions had glazed noses, but as the type matured, more and more guns were added to the nose of the aircraft.

Available Now

1:72

North American Mitchell Mk.II™Code: **A06018**


In Royal Air Force service, the capable North American B-25C/D Mitchell tactical medium bomber was designated the Mitchell II, with the RAF being the only force to operate the type on raids into occupied Europe from bases in Britain. In the weeks following the D-Day landings, RAF Mitchells were sent to operate from advanced airfields in France, to provide support for advancing Allied ground units.

Available Now

1:72

McDonnell Douglas™ F4 Phantom™ FG.1 RAFCode: **A06019**

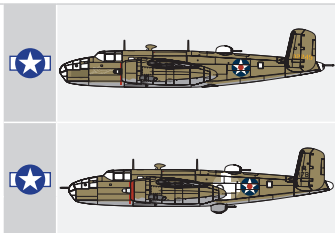
With the RAF already operating Phantoms intended for the Royal Navy at Leuchars air base in Fife, the withdrawal of HMS Ark Royal in 1978 meant that they inherited the rest of the Fleet Air Arm Phantom fleet. Nos 43 and 111 Squadrons would use the Phantom FG.1 to defend Britain's airspace until 1989, when they both converted to the BAe Tornado F.3.

Available Now

1:72

North American B-25B Mitchell™Code: **A06020**

In the aftermath of the Pearl Harbor Raid, America embarked on an audacious plan to strike at the very heart of the Japanese nation and post clear intentions of their resolve for ultimate victory. On 18th April 1942, sixteen B-25 Mitchell bombers lifted off the relatively short deck of USS Hornet and set course for Tokyo – crewed by volunteers, each man would become an American hero.

Available Now

1:72




Blackburn Buccaneer S.2 RN

Code: **A06021**

The Buccaneer was one of the most capable low-level strike aircraft of the Cold War period, entering Royal Navy service in 1962 to counter the threat of a massive Soviet Naval expansion programme. British thinking at the time was to use their new strike jet to destroy the Soviet ships with a combination of conventional and nuclear weapons.

Available Now



1:72

NEW PARTS
NEW SCHEMES

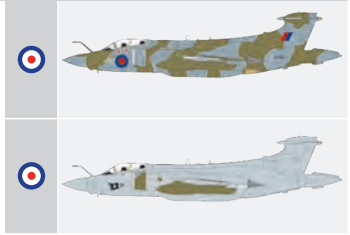


Blackburn Buccaneer S.2 RAF

Code: **A06022**

Designed to mount high speed maritime strike operations from the decks of Britain's relatively small aircraft carriers, the Blackburn Buccaneer was a real brute of an aeroplane, built like a brick outhouse and the most capable aircraft of its type in the world – it also happened to be the heaviest aircraft the Royal Navy had ever operated.

Available Now



1:72



Avro Lancaster B.II

Code: **A08001**

Due to shortage of Rolls-Royce Merlin engines, some 300 Lancasters were built with Bristol Hercules radial engines, becoming the B.II Variant. Some were also fitted with enlarged bomb-bay doors to enable large 8000lb bombs to be carried, as well as a ventral defensive turret.

Available Now



1:72

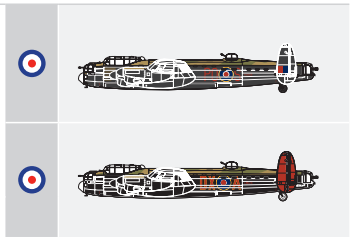


Avro Lancaster B.III

Code: **A08013A**

During WWII the Avro Lancaster proved to be an exceptional aircraft, possessing a large unobstructed bomb bay, which allowed it to carry some of the largest bombs of the war. At least thirty five Lancasters completed an astonishing 100 missions or more and are referred to by historians and enthusiasts as the 'Lancaster Centurions'.

Available Now



1:72

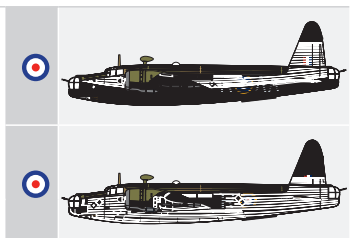


Vickers Wellington Mk.1A/C

Code: **A08019**

The Wellington was a long range medium bomber designed and developed for the RAF during the 1930s at Vicker's Brooklands factory. Using the fabric-covered geodetic lattice structure originally developed by Barnes Wallis for airships, the airframe gained a reputation for strength and the ability to withstand impressive amounts of enemy fire in 1939.

Available Now



1:72

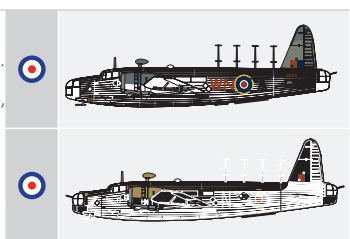


Vickers Wellington GR Mk.VIII

Code: **A08020**

Britain's most capable bomber at the start of WWII, the Vickers Wellington saw extensive service, including with RAF Coastal Command. Undertaking arduous maritime patrols, Wellington Mk.VIII's performed reconnaissance, anti-submarine and anti-shipping strike roles in the battle against German U-boats, helping to keep Britain's sea lanes open and preventing Axis forces re-supplying by sea.

Available Now

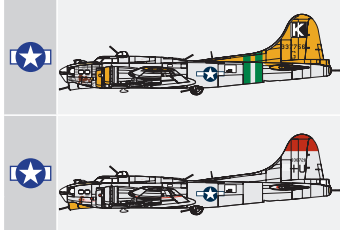




**Boeing™
B-17G Flying Fortress™**

Code: **A08017B**

The Boeing B-17 'Flying Fortress' was designed as a large, multi-engine bomber with substantial defensive armament. First used in combat with the RAF in 1941, where it carried out bombing raids in France. Later variants like the B-17G proved more effective and it gradually became a potent strategic weapon, capable of carrying out high-altitude, long-range attacks.



Available Spring - 21



Avro Lancaster B.III (Special) The Dambusters

Code: **A09007**

The Dambusters raid was one of the most famous operations of the war. 19 specially modified Lancaster bombers attacked the Mohne, Eder, Sorpe and Ennepe dams, with the Mohne and Eder dams being breached, causing widespread destruction to the German war effort. The dams were breached using the Upkeep mine, or 'bouncing bomb'.



Available Now



WWII RAF Bomber Re-supply Set

Code: **A05330**

As the air war over occupied Europe progressed and developed, so did the equipment used by the RAF and its Bomber Command. Specialist vehicles were introduced to supply arms and equipment to waiting machines and maintenance tasks were made easier through the introduction of specialist equipment.



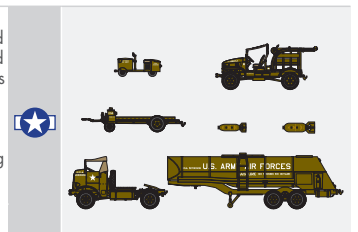
Available Now



WWII USAAF Bomber Re-supply Set

Code: **A06304**

As US bomber operations began to take place at airfields all over Southern England from the summer of 1942, the vehicles used in servicing Liberators and Flying Fortresses were slowly changing from the standard RAF support vehicles, to specialised US Air Force equipment. From fuel trailers to bomb trolleys, Bedfords were quickly being replaced by Chevrolets.



Available Now

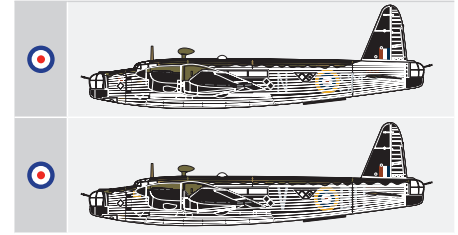
1:72 **NEW**
SCHEMES **NEW**
PARTS

Vickers Wellington Mk.II

As Britain looked to strike back at the start of WWII, the Vickers Wellington was arguably their most important aircraft and they needed to ensure a constant supply of new machines. In an attempt to introduce some engine option flexibility and to provide the Wellington with greater power, around 400 Mk.II Wellington's were modified to take Rolls Royce Merlin X engines, a development which gave this famous bomber a very different appearance.

Available Summer - 21

Code: **A08021**


1:72 **RE-INTRODUCTION**

Vickers Valiant B.1

The Valiant was the first of the RAF's V bomber trio to enter service. The most conventional of the three designs, it was also the first to drop bombs in anger against Egyptian airfields during the Suez campaign. It was also the first RAF machine to drop a Hydrogen bomb during the Operation Grapple tests in 1957. However its career was cut short by serious problems with its rear spar, leading to fatal accidents and subsequent grounding of the fleet.

Available Autumn - 21

Code: **A11001A**



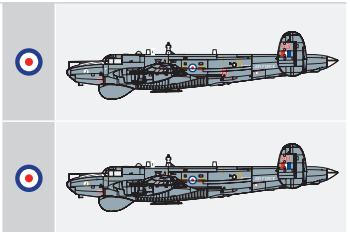
1:72



Avro Shackleton AEW.2

Code: **A11005**

With the ability to mount patrols for up to twelve hours, the Rolls-Royce Griffon powered Avro Shackleton AEW.2 provided Britain's airborne early warning protection for almost 19 years.



Available Now

Aircraft Display Stands

Code: **AF1008**



Containing an assortment of clear display stands for single aircraft. There are three sizes of stands suited to 1:72 scale models. This assortment enables a whole squadron of aircraft to be displayed.



Available Now



NEW MOULD Avro Vulcan B.2



Occupying a significant position in the history of post war British aviation, the Avro Vulcan was without doubt one of the most distinctive aircraft ever to take to the skies, with its huge delta wing profile becoming almost as iconic as the elliptical wing of the Supermarine Spitfire. Built to satisfy an extremely demanding Air Ministry requirement for a fast, high altitude strategic bomber, capable of carrying a 'special' payload of 10,000 imperial pounds in weight (a nuclear device), the new aircraft was intended to serve as an airborne deterrent to any future military threat against the UK, with the required specifications representing a 100% increase in the capabilities of any previous British bomber aircraft. When the Vulcan made its maiden flight in August 1952, the Avro team were well on the way to presenting the Royal Air Force with not only the world's first delta bomber, but also one of the world's most effective strike bombers. Interestingly, all this was achieved just nine years since the Avro Lancaster's of RAF No.617 Squadron had launched their famous raid against the great dams of the Ruhr Valley.



Avro Vulcan B.2

1:72 **NEW MOULD**

Available Winter-20/21

Code: **A12011**

As the Avro Vulcan entered squadron service with No.83 Squadron at RAF Waddington in July 1957, Britain now possessed the fastest nuclear capable bomber in the world. It seems strange to describe an aircraft which possessed such potential for untold destruction as Britain's most effective peace keeping asset, however, that is what the Vulcan turned out to be. Throughout the Cold War, the Warsaw Pact nations were in no doubt that if they launched an attack against a NATO member country, the consequences of a retaliatory strike would be catastrophic. Without Doubt, during the early years of its service career, nothing represented this doomsday scenario more effectively than the mighty Avro Vulcan.



NEW MOULD de Havilland Chipmunk T.10

The first aircraft type designed and built by de Havilland Canada, the Chipmunk took to the skies in May 1946 and almost immediately gained interest from the military. By April 1948, the Royal Canadian Air Force had taken delivery of their first Chipmunk, but they were not the only ones admiring the qualities of this aeroplane. The majority of the 1,283 de Havilland Chipmunks would be manufactured under licence in the UK, in factories at Hatfield and Chester, with around 735 of these going on to see service with the Royal Air Force as the direct replacement for the venerable old Tiger Moth. In RAF service, the British built machines were known as the de Havilland Chipmunk Mk.10 and they would go on to provide basic flight training support for many thousands of future military aviators.

de Havilland Chipmunk T.10


1:48 **NEW MOULD**


Available Spring - 21

Code: **A04105**

With such an impressive military pedigree as this, it is also interesting to note that the Chipmunk has gone on to become one of the most popular aircraft types on the civilian aviation scene and it is estimated that well over 300 aircraft are still in airworthy condition worldwide. Sometimes unfairly described as 'The poor man's Spitfire', the Chipmunk surely now has to be regarded as a historic aircraft in its own right and one which continues to underline the effectiveness of its design. With aircraft formerly serving with the RAF, Army Air Corps, Royal Navy and the mount of several RAF display teams, there is no shortage of attractive schemes available for you to present your Chipmunk in if you are lucky enough to own one, not to mention the fact that the aircraft would also be operated by several overseas air forces all over the world.

Importantly, the Chipmunk is still fulfilling the role for which it was originally designed when making its first flight 74 years ago, providing basic flying training and allowing people to experience the thrill of flying for the first time.





1:48 SCALE MILITARY AIRCRAFT




1:48

de Havilland D.H.82a Tiger Moth

Code: **A04104**

The DH.82 Tiger Moth made its first flight in October 1931. The RAF viewed the aircraft as an ideal primary trainer for pilots beginning on their flying careers and destined to fly their latest front line aircraft. Their modest original order was followed up by several subsequent orders and as the world descended into conflict in 1939, the Royal Air Force would have around 500 Tiger Moths.



Available Now

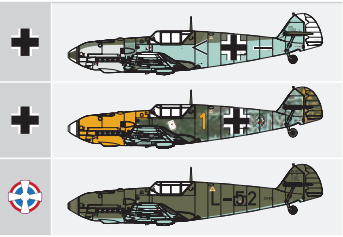


1:48

Messerschmitt Bf109E-3/E-4

Code: **A05120B**

As the battle hardened Bf109 fighter pilots of the Luftwaffe began operations against Britain following the Dunkirk evacuation, they would be at a disadvantage for the first time. With only enough fuel for limited time over England, any mechanical issue or damage during combat would result in their capture at best, but certainly an end to their war.



Available Now




1:48

Folland Gnat T.1

Code: **A05123A**

Designed by W.E.W Petter, the Gnat entered RAF service in 1962 giving trainee pilots the perfect first experience of fast jets before they moved onto the Hunters and Lightnings they would fly on front line duties. Eventually the introduction of the Hawk jet trainer meant the end for the Gnat and they were phased out of RAF service in the late 1970s. A large number were passed to private operators where they still continue to be displayed at air shows.



Available Now




1:48

Supermarine Spitfire Mk.Vb

Code: **A05125A**

The Supermarine Spitfire Mk.Vb was the most widely produced variant of the Mk.V series of Spitfires. Entering service with the RAF in early 1941 the Mk.Vb variant incorporated a number of improvements over earlier Spitfires. It was the first common variant to be fitted with the 'B' wing, comprising two 20mm cannons and four .303in Browning machine guns. This gave the Mk.Vb a big increase in firepower.



Available Now

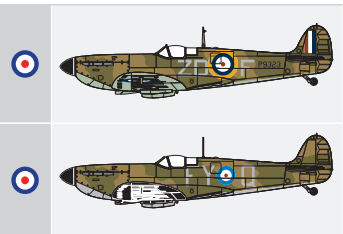


1:48

Supermarine Spitfire Mk.Ia

Code: **A05126A**

The Supermarine Spitfire was, by 1940, the interceptor of choice for Fighter Command. It was capable of speeds of over 360mph and had exceptional manoeuvrability. An excellent dog-fighter, the Spitfire Mark I is seen as a symbol of 'The Few', vital to the defence of the United Kingdom against the previously all-conquering Luftwaffe. Along with the Hurricane, it cemented its place in history during the Battle of Britain.



Available Now




1:48

Hawker Hurricane Mk.I

Code: **A05127A**

The Hawker Hurricane was the RAF's most vital fighter in the early years of WWII. These tough, partly fabric covered monoplane fighters put in a valiant defence against the numerically superior Luftwaffe during the Blitzkrieg. Although slower than the Messerschmitt Bf109, and with a less destructive armament, the Hurricane was able to turn fighter, and absorb considerable punishment.



Available Now

1:48



Boulton Paul Defiant Mk.I

Code: **A05128A**

With its powered dorsal mounted turret, the Boulton Paul Defiant was one of the most interesting fighter aircraft to see service during the Second World War. Originally designed to attack massed formations of enemy bombers, the additional weight of the turret made it unsuitable as a day fighter and relegated Defiants to night fighter operations.

Available Now



1:48



Hawker Hurricane Mk.I Tropical

Code: **A05129**

The rugged and reliable Hawker Hurricane was arguably the most important fighter aircraft available to the Royal Air Force at the beginning of WWII. Easier to produce and more forgiving to fly than the Spitfire, the Hurricane accounted for more Luftwaffe aircraft destroyed during the Battle of Britain than the rest of Britain's defences combined.

Available Now



1:48

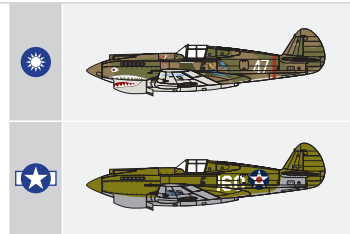


Curtiss P-40B Warhawk

Code: **A05130**

During the early stages of WWII, the American built Curtiss P-40B proved to be one of the most important fighter aircraft available to Allied Air Forces. Flying with the RAF in North Africa and the American Volunteer Group in China, P-40B was to become one of the most distinctive fighters of the entire war.

Available Now



1:48

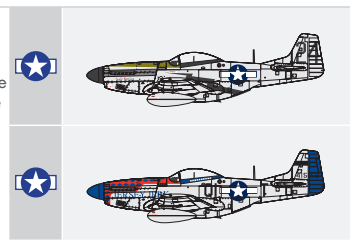


North American P-51D Mustang™

Code: **A05131**

The beautifully clean lines of the North American P-51D Mustang belie the fact that this was a devastatingly effective fighter aircraft, able to take on anything the Luftwaffe hurled against it. With the range to fly deep into Germany, Mustang pilots could hunt down the Luftwaffe either in the air or at their home airfields, ensuring the Allies maintained air superiority.

Available Now



1:48




Supermarine Spitfire FR Mk.XIV

Code: **A05135**

The Spitfire Mk.XIV improved on the high altitude performance of the Spitfire Mk.XII by using the new 65-series twin-stage supercharged Rolls Royce Griffon engine. To many this was the ultimate Spitfire. A powerful brute of a machine that could climb at over 5,000ft per minute and achieve a top speed of 446mph (718kph).

Available Now



1:48

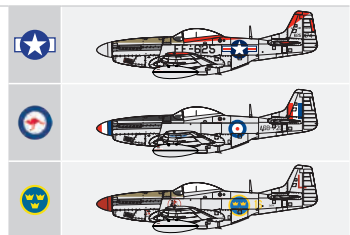


North American F-51D Mustang™

Code: **A05136**

As arguably the finest fighter aircraft of WWII, the Mustang went on to be selected as the USAF primary piston engined fighter after the war, with all other types relegated to secondary roles, or withdrawn from service. The re-designation of USAF aircraft in 1948 saw the P for Pursuit change to F for Fighter, resulting in the Mustang becoming a North American F-51D.


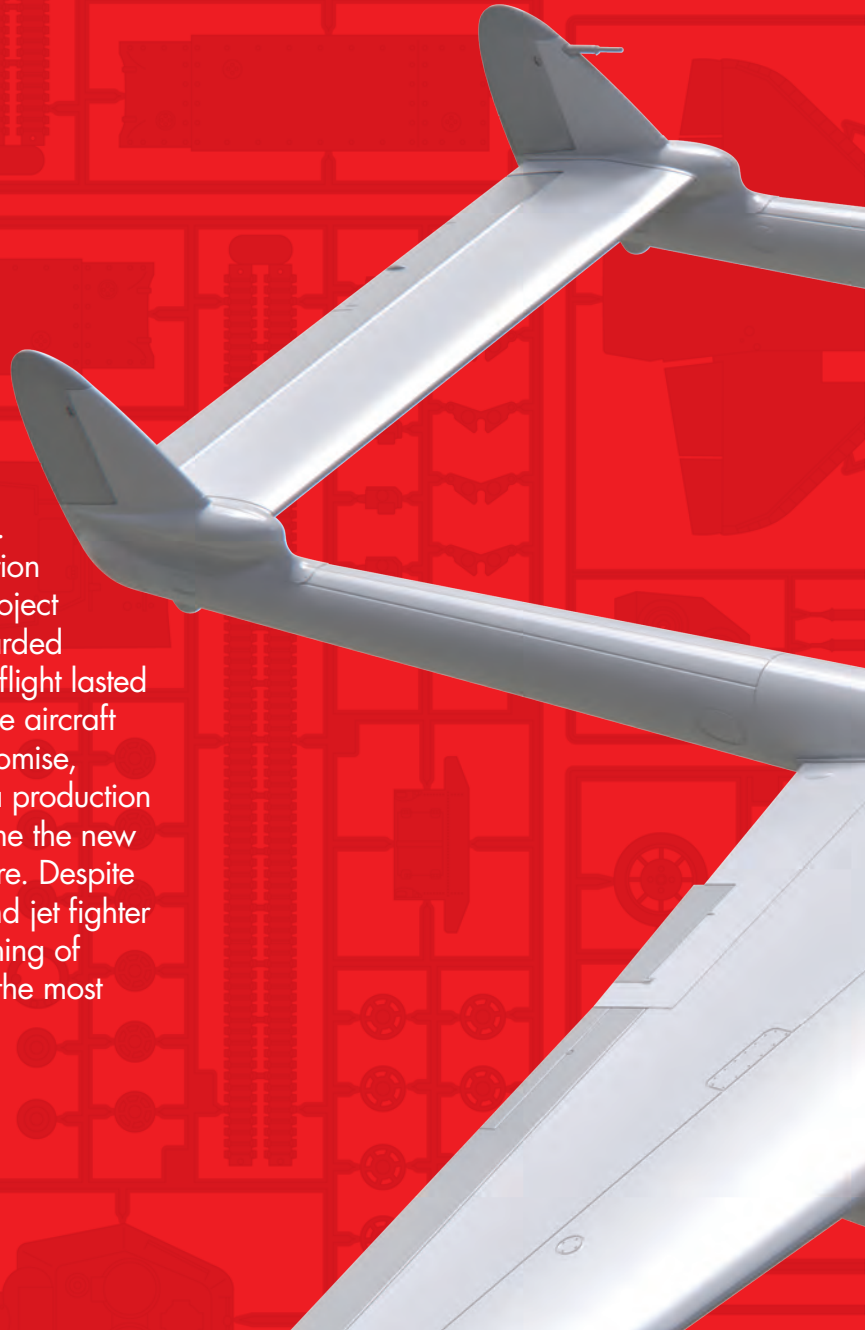
Available Now



NEW MOULD

de Havilland Vampire F.3

Making its first flight on 20th September 1943, de Havilland DH.100 'Spider Crab' LZ548/G took off from the company's Hatfield airfield in the hands of chief test pilot Geoffrey de Havilland Jr. Interestingly, the 'G' used in the identification code highlights the secret nature of the project and required that the aircraft must be guarded at all times whilst on the ground. This first flight lasted just over 30 minutes, during which time the aircraft exceeded 400mph and showed great promise, however, it would be April 1945 before a production aircraft would take to the air, by which time the new jet fighter had been christened the Vampire. Despite its protracted development, Britain's second jet fighter to enter service would prove to be something of a classic and is now regarded as one of the most successful early jet aircraft in the world.





de Havilland Vampire F.3

1:48 **NEW**
MOULD

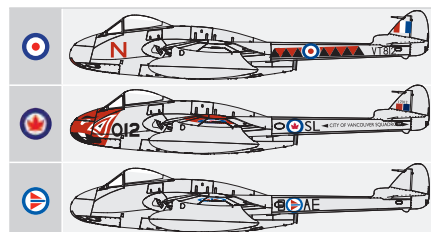
The Vampire F.Mk.I entered Royal Air Force service in March 1946, to be followed by the revised and more capable F.3 just two years later. The Vampire F.3 was basically a longer range version of its predecessor, featuring increased internal fuel capacity and the ability to carry two external fuel tanks. This latest variant also differed visually, in that it incorporated taller and more rounded vertical stabilisers, a lowered horizontal stabiliser and distinctive 'acorn' fairings at the base of each vertical stabiliser. Although this was still relatively new technology, de Havilland cleverly designed the aircraft to be simple to maintain and operate, earning the aircraft an enviable reputation for reliability amongst air and ground crews alike and allowing more pilots to safely make the transition to jet powered flight. With a number of significant firsts to its name, the Vampire was the first RAF aircraft to exceed 500 mph, with the extra range of the F.3 allowing this to be the first jet fighter to cross the Atlantic. The Vampire F.3's of No.32 Squadron were also the first RAF jet fighters to be deployed outside Northwest Europe and the first to operate in the higher temperatures of the Mediterranean.

With the magnificent de Havilland Mosquito only just entering Royal Air Force service towards the end of 1941, designers at the company were next asked to turn their attentions to developing a new jet engine, one which was capable of powering a new generation of high speed fighter aircraft. Entrusted to the brilliant mind of engine designer Frank Halford, he was determined that his engine would be less complicated and of simpler design than the one being developed by his rival, Frank Whittle and he was ready to test his engine by April 1942.



Available Summer - 21

Code: **A06107**



1:48 SCALE MILITARY AIRCRAFT




1:48

North American Mustang Mk.IV/P-51K Mustang™

Code: **A05137**

As the North American Mustang was developed as a direct result of a British Air Ministry requirement, it is somehow fitting that the RAF and Commonwealth air forces used the aircraft extensively during WWII. The British designation for the later P-51D version was Mustang IV, with the Dallas built P-51K, which used a different Aeroproducts propeller, referred to as the Mustang IVa.



Available Now

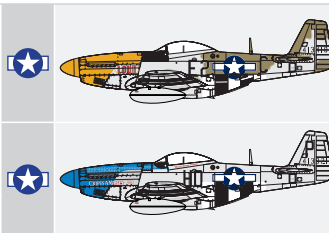


1:48

North American P-51D Mustang™

Code: **A05138**

The P-51D Mustang was produced in greater numbers than any other variant and introduced a number of improvements over earlier models. With a new wing design, teardrop canopy and lower rear fuselage, the P-51D was the mount of many USAAF aces and became the primary US fighter in the European Theatre, following its introduction in 1944.



Available Now

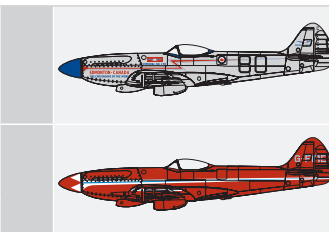


1:48

Supermarine Spitfire Mk.XIV Civilian Schemes

Code: **A05139**

Possessing grace, beautifully clean lines and lots of power, several Spitfires would survive the war to become highly distinctive aircraft on the civilian aviation scene either operating as Airshow display aircraft, or competing in air race competitions around the world. The aggressive profile of the Spitfire XIV made for a particularly striking air racer and helped to reaffirm the legacy of this famous aeroplane.



Available Now




1:48

Hawker Sea Fury FB.11 'Export'

Code: **A06106**

The last in the line of Hawker piston engine fighters, the Sea Fury entered service with the Royal Navy too late to see operations during WWII, but proved to be one of the fastest propeller driven aircraft ever produced. The Sea Fury was also operated in some numbers by the navies of Holland, Australia and Canada, with Australian Sea Fury's making a significant contribution to air operations during the Korean War.



Available Now




1:48

Junkers Ju87R-2/B-2 Stuka

Code: **A07115**

The Ju87B Stuka was also a highly effective maritime strike bomber. Capable of performing precision dive bombing attacks against any Allied vessel, the Stuka took a heavy toll of shipping in the English Channel, North Africa and in the Mediterranean. It also saw service with the air forces of Italy, Romania, Bulgaria and Hungary.



Available Now




1:48

Gloster Meteor F.8 Korea

Code: **A09184**

The Gloster Meteor F.8 was an improved version of Britain's first operational jet fighter and arguably the definitive version of this aircraft. Seeing service during the Korean War with No.77 Squadron of Royal Australian Air Force, the Meteor was engaged in combat with the new Soviet produced MiG 15 jet fighter, which proved to be an extremely capable adversary.



Available Now




1:48

Hawker Hunter F.6

Code: **A09185**

As far as classic British jet aircraft are concerned, the beautiful Hawker Hunter should be placed at the head of this group, entering RAF service in 1954 and still providing training support almost 40 years later. The definitive interceptor version of the Hunter was the Mk.6 and by the end of 1958, all of the RAF's day fighter squadrons in Britain and Germany were equipped with these aircraft.

Available Now



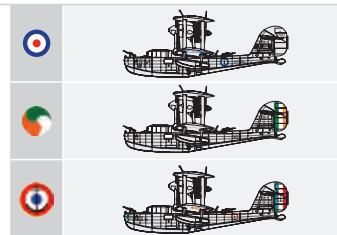
1:48

Supermarine Walrus Mk.1 'Silver Wings'

Code: **A09187**

The reputation of the Supermarine company was built on their ability to design and produce effective and reliable marine and amphibious aircraft for civilian and military use. The Walrus was a perfect example of their expertise and underlined the strength of the aircraft by performing a loop at the 1933 Hendon Air Pageant, to the astonishment of the spectators.

Available Now




1:48

Gloster Meteor FR.9

Code: **A09188**

The Gloster Aircraft Company produced 126 Meteor FR.9s, modifying the existing Meteor F.8 design by fitting cameras in the nose alongside the guns, to produce a very effective armed reconnaissance aircraft. Used by the Royal Air Force during the 1950s in both West Germany and in Egypt to monitor the Suez Canal.

Available Now




1:48

Hawker Hunter F.4/F.5/J.34

Code: **A09189**

The service introduction of the Hawker Hunter F.4 in March 1955 presented the RAF with a more capable version of their sleek jet fighter, including a much needed increase in its internal fuel capacity. The F.4 also introduced the two distinctive streamlined chin blisters, which were designed to collect spent ammunition links from the guns, thus preventing potential damage to the aircraft.

Available Now



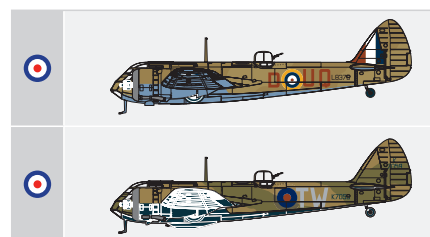
1:48

NEW SCHEMES

Bristol Blenheim Mk.1


Bristol Blenheim Mk.1 light bomber entered Royal Air Force service with No.114 Squadron at Wyton in March 1937, they replaced the squadron's Hawker Hind biplane bombers, but also pointed to the future of a new, modern air force. Capable of speeds approaching 100 mph faster than its predecessor, the Blenheim was the most capable light/medium bomber in the world at that time.

Available Now

Code: **A09190**

NEW MOULD

Canadair Sabre F.4





Canadair Sabre F.4

1:48 **NEW**
MOULD

With its P-51 Mustang being widely regarded as the best single engine fighter of WWII, it was not long before the designers at North American aviation applied their undoubted talents to producing a new jet powered fighter, one which would incorporate research material obtained from the German jet programme. In their quest for ever greater speed, the new aircraft featured a 35% wing sweep and beautifully streamlined fuselage, whilst retaining the exceptional pilot visibility first introduced on the 'D' variant of the Mustang. With three nose mounted .50 calibre machine guns on either side of the fuselage, the new Sabre shared much with the attributes of its piston engine predecessor, beautiful to look at, but a deadly fighting aeroplane.

The first flight of the XP-86 prototype took place on 1st October 1947, in the hands of famous WWII Pearl Harbor Curtiss P-40 fighter ace George Welch, who was North American's chief test pilot at that time. Later in the development programme, an F-86A Sabre would go on to set a new world airspeed record of 670.84 mph, underlining the credentials of this important new fighter. On entering USAF service in 1949, the North American F-86 Sabre was not only America's first swept wing fighter, but also the fastest fighter in the world and one of the most important aircraft in the post war jet era. The Canadair Sabre was built under licence from North American Aviation for both the RCAF and the RAF. 428 Sabre F.4s were built for the RAF, equipping 11 Squadrons (mostly based in Germany) between 1952 and 1956.



Available Spring - 21

Code: **A08109**



1:48 SCALE MILITARY AIRCRAFT




Gloster Javelin

1:48

Code: **A12007**

The Gloster Javelin was developed in the 1950s as a two-seat, all weather interceptor. Serving with the RAF during the late 1950s and much of the 1960s, the Javelin was the last aircraft to bear the Gloster name. A distinctive fighter, the Javelin was equipped with a broad delta wing and a large finned T-tail. Its cannons were placed in the wing, harking back to an earlier era of fighter development, but its missile armament was cutting edge. Progressing through 9 marks in a short career, the Javelin had a troubled development, with its only action coming during the Malayan campaign from 1963-1966.



Available Now



Hawker Typhoon Mk.1B 'Car Door'



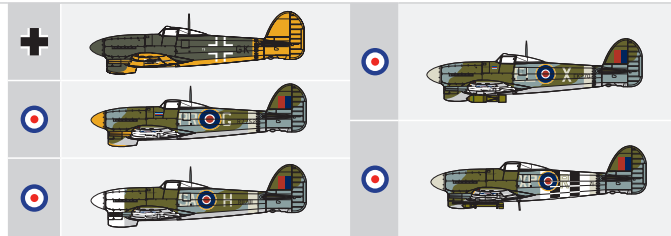
Hawker Typhoon Mk.1B 'Car Door'

1:24

Code: **A19003A**

These early machines were somewhat rushed into service and it was discovered that a number of modifications would be desirable, if not totally essential. Perhaps the most noticeable difference from the later models were around the canopy area – the first Typhoons were supplied with a forward opening 'car door' style cockpit entry for the pilot which even included a wind down window. The pilot also had a transparent roof panel, which hinged open to the left and some machines had the addition of a rear-facing mirror, on the canopy frame.

Available Now

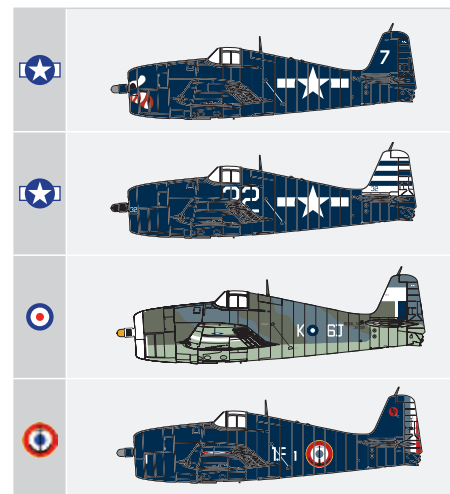


1:24

F6F-5 Hellcat®

Despite its combat introduction taking place relatively late in the war, the Hellcat would prove to be the 'mount of aces' and unquestionably ruled the skies of the Pacific Theatre. Posting some quite astonishing combat statistics, it has been reported that almost 75% of all aerial victories claimed by US Navy pilots were attributed to the Hellcat, which earned an impressive combat kill ratio of 19 to 1 in the Pacific Theatre. Although combat claims can be notoriously difficult to corroborate, this meant that on average, nineteen enemy aircraft were destroyed for the loss of a single Hellcat, a statistic which could not be bettered by any other combat aircraft in WWII. Perhaps the most impressive combat statistic earned by the Grumman Hellcat was that it made 'Aces' of no fewer than 305 US airmen, each one claiming five victories or more.

Available Now

Code: **A19004**

1:24 SCALE MILITARY AIRCRAFT

1:35 / 1:72 / 1:76 SCALE MILITARY VEHICLES

MILITARY VEHICLES

Bring your collection to life in 2021 with military vehicles from many different eras and countries.




1:35 SCALE

More subjects have been added this year.

NEW MOULD

Austin K2/Y Ambulance




Austin K2/Y Ambulance

1:35 **NEW MOULD**

Code: **A1375**

One of the most famous vehicles of its type, the Austin K2/Y Ambulance was used extensively by British and Commonwealth forces throughout WWII, both in the combat zones of the world and on the home front. Built around the chassis of the Austin K30 light truck, the casualty compartment was developed in conjunction with the Royal Army Medical Corps and therefore proved to be highly functional. Able to carry either four stretcher cases or ten seated casualties, one of the main reasons why the K2/Y was so successful was because it was so rugged and reliable, requiring only a minimum of maintenance - an ambulance should always be ready when you need it. The rear cabin was typically constructed of painted canvas on a timber frame, with the highly visible red cross on a white disk positioned prominently on all sides to hopefully ensure the vehicles occupants didn't come under fire. Once the K2/Y had delivered its latest casualty load to the field station, it would invariably head straight back into the combat zone, at speeds on open roads approaching 50 mph.

Available Autumn-21



1:35 SCALE MILITARY VEHICLES





Cruiser, Mk.VIII, A27M Cromwell Mk.IV

1:35

Code: **A1373**

The Cromwell can trace its history back to late 1940 and the decision to find a replacement for the widely used Crusader tank. Due to a relatively protracted development however, there can be some confusion with these tanks, as similar looking machines were named Centaur and Cromwell, with both being derived from the A24 Cruiser Mark VII Cavalier. The A27M Cromwell Mk.IV was the most heavily produced version of the new Cruiser Tank Mk.VIII and matched the Centaur hull with the highly effective Rolls Royce Meteor engine (A27Meteor), which allowed the tank to travel at impressively high speeds. The tank also featured a quick firing 75mm gun, which was a re-bored version of the British 6 pounder gun and allowed the commander to have the option of using American produced armour piercing or high explosive rounds. Although originally introduced in November 1943, persistent problems with the new gun's operation meant that the Mk.IV would not make its combat introduction until the Normandy landings in June 1944, where its speed and mobility would complement the Sherman tanks. During the savage fighting of the Normandy battlefield, the excellent mobility of the Cromwell was somewhat nullified and even worse than that, as tanks were forced to climb these steep banks, they exposed their vulnerable undersides to potential armour piercing Panzerfaust attack. The simple solution was to attach a steel blade 'hedge cutter' to the front of the tank, which allowed the commander to scythe through the obstacle, keeping his tank level and still able to bring his guns to bear. This addition even provided some welcome natural foliage camouflage for the tank, as long as the bushes it didn't obstruct his gun aiming sights.

Available Now






Cruiser, Mk.VIII, A27M Cromwell Mk.VI


1:35

Code: A1374

Even though the new British A27M Cromwell Tank would not make its combat introduction until the Allied invasion of Normandy in June 1944, the speed and mobility of this excellent new tank would soon earn it an enviable reputation amongst Allied troops, who came to rely on the support they provided. The majority of Cromwell Tanks were armed with the standard 75mm ROQF gun, however, the less numerous Mk.VI variant would provide specialist infantry close support with its 95mm Howitzer and were consequently never too far away from the action. Firing a high explosive hollow charge shell, the tank was used to overcome fortified positions, such as concrete bunkers and pillboxes which stood in the way of the infantry's advance and could even lay smoke-screens if required. With its distinctively short barrel, the Mk.VI also featured a large counterweight on its main armament, which was necessary in helping to balance the gun. Approximately 340 of these specialist tanks were eventually produced, which would prove to be extremely effective as Allied ground units pushed German forces back towards their homeland. Despite their impressive speed, the Cromwells were no match for the firepower of the German heavy tanks and would have to rely on speed and stealth for their battlefield survival.



Available Now






1:35

Panzer IV Ausf.H, 'Mid Version'

Code: **A1351**

The production of the Panzer IV Ausf. H started in June 1943 and was designated the Sd. Kfz. 161/2. Zimmerit paste was used on all the vertical surfaces of its armour in order to prevent adhesion of magnetic anti-tank mines. The turret roof was reinforced to 16mm and 25mm segments. 5mm hull skirts and 8mm turret skirts were added for further protection, among other modifications.



Available Now




1:35

Panther AUSE.G

Code: **A1352**

M.A.N. built about 1143 Panther Ausf.G tanks between March 1944 and April 1945. Between July 1944 to March 1945 M.N.H. constructed 806 Panther Ausf.G tanks. Daimler-Benz finished 1004 Panther Ausf.G tanks between May 1944 and April 1945. There were some minor differences between factory built tanks.



Available Now



1:35

JagdPanzer 38 [T] Hetzer, 'Late Version'

Code: **A1353**

The Jagdpanzer 38(t) (Sd.Kfz. 138/2), later known as Hetzer ("baiter"), was a German light tank destroyer of the Second World War based on a modified Czechoslovakian Panzer 38(t) chassis. The project was inspired by the Romanian "Maresal" tank destroyer. The name Hetzer was, at the time, not commonly used for this vehicle. It was the designation for a related prototype, the E-10.



Available Now




1:35

Tiger-I, 'Early Version' - Operation Citadel

Code: **A1354**

Prochorovka is one of the best-known of the many battles on the Eastern Front during WWII. Tiger tanks with 88mm cannons, lumbered forward while nimble Soviet T-34 medium tanks raced into their midst and threw the Germans into confusion. The Soviets closed with the Panthers, negating the Tigers' 88mm guns, outmanoeuvred the German armour and knocked out hundreds of German tanks.



Available Now




1:35

JagdPanzer 38 [T] Hetzer, 'Early Version'

Code: **A1355**

Jagdpanzer 38 (Sd.Kfz. 138/2), or Hetzer ("baiter"), a WWII German light tank destroyer based on a modified Czechoslovakian Panzer 38(t) chassis, was more cost-effective than the Jagdpanther and Jagdtiger designs. Using a proven chassis, it avoided the problems of the larger armoured vehicles. It was built on the Panzerkampfwagen 38(t)'s widened and lengthened chassis.



Available Now




1:35

M36B1 GMC Tank Destroyer

Code: **A1356**

The M36 tank destroyer, formally 90 mm Gun Motor Carriage, M36, was a WWII American tank destroyer. The M36 combined the hull of the M10 tank destroyer, which used the M4 Sherman's reliable chassis and drivetrain, combined with sloped armour. Conceived in 1943, the M36 first served in combat in Europe in October 1944, where it partially replaced the M10 tank destroyer.



Available Now

1:35




Tiger I, 'Early Version'

Code: **A1357**

The Tiger I began production in August 1942 and 1,355 had been built by August 1944. It took about twice as long to build as another German tank of the period. Hitler ordered the vehicle be used months earlier than planned. A platoon of four Tigers went into action on 23rd September 1942 near Leningrad in swampy, forested terrain. Mostly confined to roads and tracks, defence against them was fairly easy.

Available Now



1:35




British M3 Stuart 'Honey'

Code: **A1358**

The M3's ability to "shoot and scoot" as well as keeping the crew safe from small fire arms fire, earned an affectionate nickname of "Honey". Easy to maintain, it traveled 10 to 20 mph faster than the British or enemy tanks. The M3 had thicker armour, a lengthened hull, and a trailer idler wheel to improve weight distribution. The turret had three pistol ports and shortened recoil mechanism.

Available Now



1:35



Tiger-I, 'Mid Version'

Code: **A1359**

The Tiger I gave the Wehrmacht its first armoured fighting vehicle that mounted the 8.8 cm KwK 36 gun. 1,347 were built between August 1942 and August 1944. It carried a crew of 5 (driver, radio operator, gunner, commander and loader), and was powered by a water-cooled V-12 engine, taking it to speeds up to 28 m.p.h. (45 k.m.p.h.). Along with its main weapon, it carried two 7.92mm MG-34 machine guns.

Available Now



1:35




M10 GMC Tank Destroyer

Code: **A1360**

The M10 mounted a 3-inch (76.2 mm) Gun M7 in a rotating turret on a modified M4A2 Sherman tank chassis. Productions ran from September 1942 to December 1943. The M10 was numerically the most important U.S. tank destroyer of World War II, combining thin but sloped armor with the M4 Sherman's reliable drivetrain and a reasonably potent anti-tank weapon mounted in an open-topped turret.

Available Now



1:35




T34-85 112 Factory Production

Code: **A1361**

The T-34-85 formed the bulk of the tank units on the eve of Operation Bagration, the Soviet response to the Allied landings in Normandy, and the biggest offensive ever planned by the Red Army to date. This was the final push, aimed at Berlin. Before the production built-up, the T-34-85 model 1943 were usually given to chosen crews, usually of the Guard units.

Available Now



1:35



German Light Tank Pz.Kpfw.35(t)

Code: **A1362**

The Panzerkampfwagen 35(t), shortened to Panzer 35(t) or abbreviated as Pz.Kpfw. 35(t), was a Czechoslovakian designed light tank used mainly by Nazi Germany during WWII. The letter (t) stood for tschechisch (German: "Czech"). In Czechoslovakian service it had the formal designation Lehký tank vzor 35 (Light Tank Model 35), but was referred to as the LT vz. 35 or LT-35.

Available Now






1:35

Tiger I 'Early Version'

The Tiger I began production in August 1942 and 1,355 had been built by August 1944. It took about twice as long to build as another German tank of the period. Hitler ordered the vehicle be used months earlier than planned. A platoon of four Tigers went into action on 23rd September 1942 near Leningrad in swampy, forested terrain. Mostly confined to roads and tracks, defence against them was fairly easy.

Available Now

Code: **A1363**



1:35

Tiger I 'Late Version'

During the whole of its service history, the Tiger-1 was constantly improved upon and adapted to counter the ever-improving Allied tanks and firepower it found itself up against. This version from the summer of 1944 comes with an asymmetric turret, 88mm cannon, mantlet, engine deck and accessory pack. A Zimmerit tool is also included.

Available Now

Code: **A1364**



1:35

M4A3(76)W Sherman

The Chrysler Corporation began producing the M4A3(76) in March 1944. Their first units arrived almost simultaneously in France & Italy in August 1944. Along with other minor improvements, versions of this tank with HVSS (horizontal volute spring suspension) started arriving in December of 1944, just prior to the Axis push into the Ardennes region.

Available Now

Code: **A1365**




1:35

M36/M36B2 'Battle of the Bulge'

The M36 replaced the M10 which only had a 76mm gun. The M36 had a 90mm gun with greater armour piercing capability. In the Battle of the Bulge in December 1944, it gave it the capability of combating the Tigers and Panthers of the Wehrmacht. The M36 with its new turret was placed on converted M10A1 hulls. The M36B2 used the same turret but was placed on the M4A2 hulls which had a diesel engine.

Available Now

Code: **A1366**



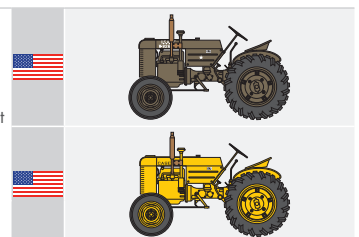
1:35

WWII U.S. Military Tractor

From 1941 to 1945, over 15,000 military tractors were built in the U.S. Approximately 40 variants were produced and were used in every theatre the U.S. forces operated in. The manual for this military tractor included instructions for destroying the tractor should it be in danger of being seized by the enemy. Many of them stayed in both military and civilian use long after the war.

Available Now

Code: **A1367**






M7 Priest

With the modern battlefield demanding mobility, the M7 Priest provided the British Army with an effective fully armoured self-propelled artillery vehicle, based on the chassis of the M3 Lee tank. Supplied via the Lend-Lease agreement, these vehicles initially used US guns and ammunition, which did create some logistics problems for its British operators. The M7 was christened 'Priest' by the British Army, due to the defensive machine gun position resembling a church pulpit.

Available Now

Code: **A1368**



King Tiger

Code: **A1369**

The ultimate development of German tank technology during WWII, the Tiger II or King Tiger was a 68 ton beast which introduced the latest development of the feared 88mm anti-tank gun, capable of knocking out any Allied tank at ranges approaching 3km. First used during the Battle of Normandy in the days following the Allied D-Day landings.

Available Now




M3 Grant

Code: **A1370**

Another tank supplied to the British under the Lend-Lease agreement, the M3 Grant proved important during the battles of the Desert Campaign. Its reliability was a marked improvement over existing British designs. With its main 75mm gun mounted in the fuselage, one drawback of the tank's design was its high profile, which made the job of the tank commander much more difficult.

Available Now




M18 Hellcat GMC Tank Destroyer

Code: **A1371**

Possessing legendary speed, the M18 Hellcat 76mm Gun Motor Carriage was a late war American designed tank destroyer, which first saw action in Western Europe during the summer of 1944 and is regarded as one of the most effective military vehicles of its type. Intended to be held in reserve and used strategically to challenge massed panzer attacks.

Available Now




M12 GMC

Code: **A1372**

Providing heavy mobile artillery support for Allied ground forces, the M12 Gun Motor Carriage was an effective US designed self-propelled artillery vehicle which saw heavy action following the D-Day landings. Featuring an open firing crew compartment, it was usual for these guns to be operated from concealed positions behind the front line.

Available Now





1:72

Sherman Firefly Vc

Code: **A02341**

The Sherman Firefly was a British designed marriage of the M4 Sherman and the famous 17-pounder anti-tank gun. Usually deployed in a ratio of one Firefly to four standard Shermans, German tank commanders soon learned to look for the longer barrel of the Firefly and attempt to knock these tanks out first.



Available Now

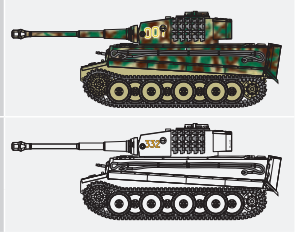


1:72

Tiger I

Code: **A02342**

In the Autumn of 1942 the Tiger was the most advanced tank in the world. Capable of destroying anything the Allies had, it could 'kill without being killed', picking off enemy tanks before they could return fire. Between 1942 and 1944, only 1,347 Tiger 1s were manufactured and though one of the finest tanks ever produced, it could not hold back the increasing numbers of Allied armour.



Available Now




1:76

Cromwell Mk.IV

Code: **A02338**

The Cromwell first saw action in 1944. Its crews succeeded in outflanking the heavier and more sluggish German tanks with superior speed, manoeuvrability and reliability.



Available Now

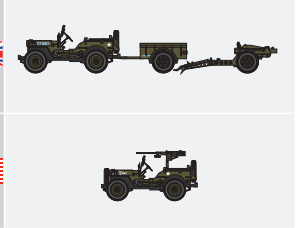


1:72

Willys MB Jeep®

Code: **A02339**

The US Army's 4x4 was manufactured from 1941 to 1945. These small four-wheel drive utility vehicles are considered the iconic World War II utility vehicle, and inspired many similar light utility vehicles. They were able to carry and tow many loads, making for a highly manoeuvrable army.



Available Now




1:72

Higgins LCVP

Code: **A02340**

The Landing Craft, Vehicle, Personnel (LCVP) or Higgins boat was used extensively in amphibious landings in World War II. The craft was designed by Andrew Higgins of Louisiana, United States, based on boats made for operating in swamps and marshes. More than 20,000 were built, by Higgins Industries and licensees.



Available Now



1:76

Bedford QLD/QLT Trucks

Code: **A03306**

The Bedford QL was in production from 1941 to 1945. Approximately 52,250 were produced in total. The troop carrier (QLT) and the general purpose cargo truck (QLD), the most numerous version in the series are both included in this set.



Available Now

WARSHIP

TYPE 45 DESTROYER


1:350 SCALE



Type 45 Destroyer

The Royal Navy's destroyer, the Type 45 has the most distinctive design. Her sleekly designed straight edges and superstructure free from clutter is designed to give the ship a low radar cross section – commonly called stealth features. This is reported to give her a radar signal no larger than a fishing boat.

Britain's six Type 45 'Daring class' destroyers are the most advanced escorts the nation has ever built. They are designed to shield a naval task force from air attack by using the Sea Viper missile system. Their Aster missiles can knock targets out of the sky over 70 miles away if required. The Type 45 destroyers are also capable of a range of other roles and will spend their commissions switching between them, often at short notice.


1:350
Available Now
Code: A12203

1:350 SCALE WARSHIP



**VINTAGE
CLASSICS**

Enjoy the nostalgia with our revival of classic models. The boxes feature original paintings by an impressive range of artists.





1:12 / 1:24 / 1:72 / 1:76 / 1:130 / 1:144 / 1:180 SCALE VINTAGE CLASSICS



VINTAGE CLASSICS

SHIPS



1:72

Golden Hind

Code: **A09258V**

Mould Tools made in 1977, pack illustration by Geof Hunt, 1977. The Golden Hind was an English galleon best known for its global circumnavigation between 1577 and 1580, captained by Sir Francis Drake, who on his return with a haul of Spanish gold and other treasures was knighted by Queen Elizabeth.



Available Now



1:130

Cutty Sark

Code: **A09253V**

Mould Tools made in 1967, pack illustration by Brian Knight, 1967. The Cutty Sark, built in Dumbarton, is the best known clipper and in her hey-day was the fastest of them all. She could carry 32000 square feet of sail giving her a maximum speed of over 17 knots. She was used to speed the new season's tea crop from China to London where the crews hoped to gain the prestige of being the first back.



Available Now



1:144

WASA

Code: **A09256V**

In 1628 the Wasa disastrously keeled over and sank in Stockholm harbour at the start of it's maiden voyage. It was one of four ships built at the time to strengthen the Swedish Navy. She was raised in 1961, approximately 333 years later, and is now on display in a permanent restoration site in Stockholm.



Available Now



1:180

HMS Victory

Code: **A09252V**

Mould Tools made in 1965, pack illustration by Brian Knight, 1965. Launched on May 7th 1765, HMS Victory gained its fame by becoming Admiral Nelson's flagship during the Battle of Trafalgar in 1805. The victory at this battle ended Napoleon's bid for mastery of the sea, but cost Admiral Nelson his life. She is now the oldest serving Royal Naval ship still in service.



Available Now



1:600



HMS Victorious

Code: **A04201V**

HMS Victorious saw action in every theatre during WWII. From launching the aircraft that found the Bismarck, through to supporting the North African campaigns, working with the U.S. Navy in the Far East and famously taking a major part in the destruction of the Tirpitz. This model features the angled flight deck added in the 1950s



Available Now

1:600



HMS Hood

Code: **A04202V**

Mould Tools made in 1960, pack illustration by Geoff Hunt, 1981. The largest warship in the world when launched in 1918. She was the pride of the Royal Navy on sailing to intercept the Bismarck in May 1941. After making contact with the German battleship she opened fire. The Bismarck returned fire and with her 5th salvo hit the Hood a fatal blow. She sank within two minutes.



Available Now

1:600



Bismarck

Code: **A04204V**

Mould Tools made in 1962, pack illustration by Geoff Hunt, 1979. The most powerful battleship in the world in 1941 when she raided Allied shipping in the North Atlantic. When engaged by the Royal Navy, she sank the HMS Hood. The Bismarck was then damaged by torpedo from the Swordfish, slowing her down. She was eventually sunk by torpedoes from Royal Naval ships with the loss of almost 1,900 crew.



Available Now

1:600



HMS Ark Royal

Code: **A04208V**

Mould Tools made in 1966, pack illustration by Roy Cross, 1966. Launched at the Birkenhead shipyard of Cammel Laird on the 13th April 1937, H.M.S. Ark Royal was involved in the sinking of the German Battleship Bismarck. Later, she was torpedoed by the German submarine U-81. At 0613 hrs. on 14th November 1941 she went down, only one sailor losing his life.



Available Now

1:600



Admiral Graf Spee

Code: **A04211V**

A commerce raider on a displacement of only 10,000 ton, she became famous as a "Pocket Battleship." With heavier armour than her sister ships she was also the first German ship to be fitted with a form of radar. From September 1939 until December 1939 she raided allied shipping in the South Atlantic and Indian Ocean, sinking nine ships totaling 50,089 tons.



Available Now

1:600



HMS Belfast

Code: **A04212V**

Mould Tools made in 1973, pack illustration by Roy Cross, 1973. In the Second World War HMS Belfast saw action at the Battle of the North Cape in 1943 and played a major role during the D-Day landings in 1944. After a refit Belfast also played an active role in the Korean War from 1950-1952. HMS Belfast is now preserved by IWM and anchored in the River Thames near Tower Bridge in London.



IWM records and tells the stories of those who have lived, fought and died in conflict since 1914. Your purchase ensures these stories are heard.
IWM.ORG.UK

Available Now



VINTAGE CLASSICS

AIRCRAFT

1:72 RE-INTRODUCTION




Aichi D3A1 'Val'

In the months which preceded the start of the Second World War, the Imperial Japanese Navy were arguably the best equipped force of their kind in the world, especially when it came to the carrier-borne aircraft. In addition to the exceptional Mitsubishi Zero fighter, the Japanese Navy also possessed the Aichi D3A1 'Val' dive bomber, an extremely rugged aircraft which was ideally suited to the rigors of flight operations at sea and one which was agile enough to defend itself once it had delivered its deadly payload. With the capabilities of its aircraft coming as an unwelcome surprise to Allied military planners in the wake of the Pearl Harbor attack, the well trained crews of 'Val' dive bomber units would take a heavy toll of Allied warships over the coming months, posting incredible bombing accuracy statistics which were approaching 90 percent hit rates. With around 129 Aichi D4A1 'Val's' taking part in the two Pearl Harbor strike raids, many of the aircraft were sent to target the several American airfields on the Island of Oahu, using precision strikes to ensure as many US aircraft were destroyed before they could take to the air, thus minimising potential losses to the aircraft assigned to attack 'Battleship Row'. Unfortunately for Val crews, their period of dominance in the Pacific would only last a few short months, as increasingly accurate anti-aircraft fire and more capable Allied fighters soon relegated this once feared bomber to secondary duties and kamikaze missions.

Available Autumn - 21

Code: **A02014V**

1:144 RE-INTRODUCTION



Handley Page H.P.42 Heracles

An elegant four engined biplane airliner from the early days of passenger air travel, the Handley Page H.P. 42 was designed to serve the Empire air routes into the Middle East, Africa and India, carrying its passengers in some style. With the engines mounted well away from the passenger cabin, travel in the H.P. 42 was relatively quiet and likened to travelling in a first class Pullman railway carriage, which is just as well, because the aircraft's cruising speed of just 105 mph meant that any journey was likely to be a long one. The pride of Britain's pioneering Imperial Airways fleet, this giant airliner was an attempt to regain passenger flight supremacy from the German aviation industry and at the time of its introduction, it had the distinction of being the largest passenger aircraft in regular use in the world. In total, only eight of these magnificent machines were ever built, four with larger freight and mail carrying capabilities to serve the longer range Eastern Empire routes, with a further four designated H.P. 45 built to carry more passengers and intended for use on European routes - two of these would later be converted to H.P.42 configuration. Crucially, these majestic aircraft would achieve an exemplary safety record, carrying many thousands of passengers safely at a time when scheduled air travel was still in its relative infancy.

Available Spring - 21

Code: **A03172V**

1:144 RE-INTRODUCTION



Hawker Siddeley 121 Trident

An aircraft which was a real triumph for the British aviation industry and one which can claim to be arguably the most advanced jetliner in the world at the time of its first flight in early 1962, the Hawker Siddeley 121 Trident should have sold in vast quantities, but eventually lost out to an American built competitor, the similarly configured Boeing 727. Originally envisaged as a longer range airliner capable of carrying a large passenger load, the project's major customer, British European Airways, decided they actually wanted a high frequency, short haul aircraft for their domestic and European routes, a decision which resulted in a design change that would see Boeing develop their competitor design, the one which would eventually attract most operator interest. The Trident was a revolutionary three engine 'Tri-liner' incorporating advanced design features, including a fully automated instrument landing system, an innovation which is now standard on many of the world's jetliners. The aircraft could effectively perform blind landings in zero visibility conditions. The first commercial fully automatic landing was performed by a Trident flying from Paris to Heathrow on 10th June 1965, another first for the British Aviation industry. With the Boeing 727 attracting all the sales the originally configured Trident might have hoped to secure, only 117 were built in four major variants, with the largest operator, British Airways, retiring their aircraft in 1985.

Available Summer - 21

Code: **A03174V**

1:144



Concorde

Without doubt one of the most famous aircraft in the history of aviation, the Anglo-French BAC/SUD (later BAe/Aerospatiale) Concorde was a supersonic transport aircraft which possessed performance that would put most military fighters to shame. With two prototype aircraft built to prove the viability of supersonic flight for the civilian market, the British Concorde 002 (G-BSSJ) made its first flight from Filton on 9th April 1969 and joined its French counterpart at the Paris Airshow later the same year, where they both made their debuts. Ultimately, only Air France and British Airways would operate Concorde commercially and even though only 20 aircraft were built, they always represented the ultimate way to fly and a blue riband service for the rich and famous.

Available Spring - 21

Code: **A05170V**

1:72



Fieseler Storch

Code: **A01047V**

Mould Tools made in 1967, pack illustration by Roy Cross, 1967. One of the great Luftwaffe aircraft. The low speed handling and short field performance of the Fieseler Storch was without equal. Entering Luftwaffe service in 1937, the Storch was never far away from the front lines and didn't need to be flown there. Designed to allow the high mounted wings to fold back, the Storch could either be loaded on a train, or simply towed towards the action. The high wing and unobstructed cockpit meant that the pilot and his observer had an unrivalled view, and the aircraft's low speed made it extremely difficult to shoot down. The Storch had an incredible stall speed of just 31mph and if flying in to a headwind with wing slats and flaps deployed, it almost had the ability to hover.

Available Now

1:72



Hawker Demon

Code: **A01052V**

Mould Tools made in 1957/68, pack illustration by James Goulding, 1989. Powered by the mighty Rolls Royce Kestrel engine, the new two seat 'Hart Fighter' proved to be a great success and even though it was quickly renamed Demon to differentiate between it and the Hawker Hart light bomber. Just over 300 of these elegant fighters would eventually be produced.

Available Now

1:72



Bristol Bulldog

Code: **A01055V**

Mould Tools made in 1969, pack illustration by Roy Cross, 1969. The Bristol Bulldog was one of the most important RAF aircraft of the inter-war period. Introduced in 1929, the Bulldog was Britain's main front line single seat fighter at a time when aviation was all about style and grace, and was flown by the nations most talented young airmen. One of these young pilots was Douglas Bader, a gifted airman with a flair for aerobatics but something of a daredevil. Whilst performing unauthorised aerobatics in his Bulldog, the wing of his aircraft clipped the ground sending it tumbling. Bader was seriously injured and suffered a double amputation of his shattered legs. Bader's recovery and struggle to re-join the Royal Air Force made him a national hero and one of the most famous fighter pilots of the Second World War.

Available Now

1:72



Henschel Hs123A-1

Code: **A02051V**

Mould Tools made in 1970, pack illustration by Roy Cross, 1970. Intended as a dive bomber and close air support aircraft, the Hs123 performed well during the Spanish Civil War. Surviving aircraft were sent into action at the start of WWII to provide close air support for ground units. These extremely rugged and agile little biplanes could absorb significant levels of damage, pressing home their attacks to bring their pilots home safely. Serving through the Blitzkrieg attacks against Poland, France and the Low Countries, the Hs123 came into its own during the fighting on the Eastern Front, where fighting was savage and aircraft were based close to the front lines. The planes proved so effective, that they were only withdrawn from service in the spring of 1944.

Available Now

1:72



de Havilland Heron MkII

Mould Tools made in 1959, pack illustration by Mike Renwick, 1993. Building on the success of de Havilland's earlier twin engine Dove small passenger aircraft, the company's attempt to produce a slightly larger airliner resulted in the first flight of the Heron in May 1950. Capable of comfortably carrying 17 passengers, the Heron had a longer fuselage and wings than its predecessor and employed an additional pair of Gipsy Queen engines, providing reassurance for crew and passengers alike. Early models of the aircraft were produced with a fixed undercarriage, but the Mk.II variant introduced a number of upgrades, most noticeably being the adoption of a retractable undercarriage, with the resultant reduction in drag. Although only 150 were built, Heron's served with both the RAF and Royal Navy.

Available Now

Code: **A03001V**

1:72



Hawker Siddeley Dominie T.1

Code: **A03009V**

During the 1960s and 70s, the sheer variety of aircraft in service with the Royal Air Force must have made this an incredible time to be either a pilot or an aviation enthusiast. Providing the RAF with a capable air engineer, navigation and weapons system operations trainer, the distinguished looking Hawker Siddeley Dominie T.1 started life as one of the world's first practical executive business jets, with its speed and cabin space making it an ideal candidate for military service. Used to train crews destined for Britain's V bomber force, or the maritime patrol Nimrod, the Dominie would prove to be one of the RAF's most useful aircraft types and was only withdrawn from service in January 2011.

Available Now

1:72



Handley Page Jetstream

Code: **A03012V**

The Handley Page Jetstream was a sleek twin engine turboprop aircraft designed as a regional airliner specifically to satisfy the lucrative US market. The Jetstream offered great promise, especially when an order for 20 aircraft was placed, even before the design drawings had been completed. Re-engining the aircraft with a US Garrett TPE-331 turboprop powerplant resulted in a significant order from the USAF, but this was subsequently cancelled, due to late delivery. Spiralling costs resulted in the bankruptcy of Handley Page, however, production of the Jetstream was taken over by Scottish Aviation and the Jetstream would go on to serve as the RAF's standard multi-engine pilot trainer for many years and later as an observer trainer with the Royal Navy.

Available Now

1:72



Northrop® P-61® Black Widow®

Code: **A04006V**

One of the most distinctive aircraft of the Second World War, the P-61 Black Widow was the first US aircraft designed specifically for combat at night and the first developed with radar as its primary method of target detection. Powered by two mighty Pratt & Whitney Double Wasp engines, this was a very big aeroplane for a fighter, but if it managed to detect an enemy aircraft, its impressive array of offensive firepower would usually result in the Black Widow living up to its sinister name. It is thought that a P-61 Black Widow operating in the Pacific Theatre scored the final Allied aerial victory of the Second World War, in the hours just prior to Japan's surrender.

Available Now

1:72



Savoia-Marchetti SM79

Code: **A04007V**

The Savoia-Marchetti SM79 'Sparrowhawk' was Italy's main medium bomber of the Second World War and one of the most effective bombers operated by Axis forces. With its unusual three engine configuration, the SM79 was a fast aeroplane, possessing endurance, which made it especially effective in operations over the Mediterranean. As a torpedo bomber, the SM79 earned a reputation for being one of the best anti-shipping aircraft of WWII and should the aircraft have to land on water as a result of damage sustained during an attack, the wooden wings and fabric covered fuselage gave the crew ample time to take to their life rafts. After the armistice with Italy, around 36 'Sparrowhawks' continued to fight with the Germans, some wearing Luftwaffe markings.

Available Now

1:24



Supermarine Spitfire Mk.Ia

The immortal Spitfire was the most famous fighter of the Second World War and one of the greatest warplanes of all time. When the Battle of Britain began in the summer of 1940 there were nineteen squadrons of Spitfires in action. The two Spitfires for which markings are supplied represent different moments of the battle as it raged from the hot summer days into the cold winter of 1940.

The first is the iconic DW-K of No.610 'County of Chester' Squadron, with its large code letters and oversized roundels that instantly evoke the Battle of Britain. Based at Biggin Hill, DW-K was initially believed to be P9495 (included in this kit) which joined the squadron in June 1940 and was eventually damaged in a dogfight with a Messerschmitt 109 in August 1940, with the codes then transferred to another Spitfire.

The other aircraft is X4561, QJ-B of No.92 Squadron based at Manston, Kent, December 1940 and reflects the changes to operational camouflage at the time with the underside of the port wing being painted black as a recognition aid.

This fabulous model will show the cockpit, Merlin engine, gun ports and other great detail.

Available Now

Code: **A12001V**

1:24



Messerschmitt Bf109E

Designed by Professor Willy Messerschmitt, a director of the manufacturers Bayerische Flugzeugwerke AG, the prototype Bf109A first flew in 1935. The first major production variant, the Bf109E, was introduced into Luftwaffe service in December 1938. The E model was more powerful, better armed and armoured and by the summer of 1940, over 500 were in service for the offensive against Great Britain. By this time, the 109E had already proved to be a competent, if not the world's best, fighter aircrafts in the skies above Poland, France and the Low Countries. The 109E became a symbol of the Luftwaffe over England during the Battle of Britain and along with the Supermarine Spitfire and Hawker Hurricane, it became one of the most famous fighter aircraft of all time. In the skies over Southern England in 1940, the 109E first had its shortcomings exposed. Its range was limited, with endurance over London being just five minutes. It was also unable to turn with either the Spitfire or the Hurricane, although its cannon armament was superior. It later served on the Eastern Front as well as over the Western Desert.

Available Now

Code: **A12002V**

1:24



Hawker Hurricane Mk.I

The most numerous fighter in service with the RAF at the start of the Battle of Britain, the Hawker Hurricane went on to prove itself a vital and effective fighter aircraft on all fronts of the Second World War. It came to be regarded as a rugged and reliable ground attack machine, but it was undoubtedly its service as a defensive fighter during the Battle of Britain that forged its reputation as one of the war's great fighters. Entering service with 111 squadron in December 1937, the original fabric wings made way for metal ones by 1939. During the Battle of Britain, the average strength of fighter command was 1,326 Hurricanes compared to 957 spitfires. It was in a Hurricane that Flt. Lt. Nicholson gained fighter commands' only Victoria Cross of the war, downing an enemy Messerschmitt Bf110, while his own aircraft was being engulfed with flames.

After the Battle of Britain, the Hurricane went on to serve in the Far East, as well as the Desert and Eastern Front.

Available Now

Code: **A14002V**



MILITARY VEHICLES




1:76

Panther

Mould Tools made in 1961, pack illustration by G. Schule, 1961. Developed initially to counter the Russian T-34, the Panther was sent to frontline units in the spring of 1943, and first saw major combat at Kursk. With the correction of the production related mechanical difficulties, the Panther became highly popular with German tankers and a fearsome weapon on the battlefield.

Available Now

Code: **A01302V**


1:76

Churchill Mk.VII

Code: **A01304V**

Mould Tools made in 1961, pack illustration by Ron Jobson, 1975. The Churchill was the standard British infantry tank from 1941. It was not fast but had heavy armour, good firepower and good cross-country performance. The Mk.VII used a 75mm gun and had increased frontal armour. It first saw service in Normandy in 1944.

Available Now



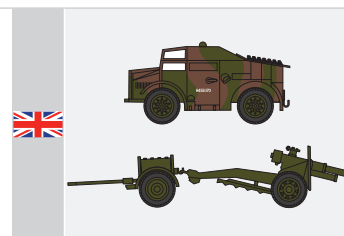
1:76

25PDR Field Gun & Quad

Code: **A01305V**

Mould Tools made in 1963, pack illustration by Roy Cross, 1964. Generally thought to be one of the best field guns of WWII, the 25pdr saw service throughout the conflict with British and Commonwealth forces. For transport the gun and limber were towed behind a Morris Commercial C8 FAT Quad.

Available Now




1:76


Stug III 75mm Assault Gun

Mould Tools made in 1962, pack illustration by G. Schule, 1963. The Sturmgeschütz (Stug) III was a turretless tank on a Panzer III chassis which enabled it to carry a formidable 75mm high velocity gun. It was used extensively in all theatres of WWII.

Available Now

Code: **A01306V**

1:76



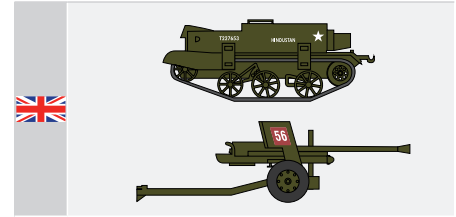
Bren Gun Carrier & 6PDR Anti-Tank Gun

Mould Tools made in 1964, pack illustration by G. Schule, 1966.

First employed in North Africa in 1942, the 6-pounder anti-tank gun was able to destroy all German tanks then in service. It was usually towed by a Universal or 'Bren' Carrier.

Available Now

Code: **A01309V**



1:76




SdKfz.234 Armoured Car

Code: **A01311V**

The restrictions imposed on Germany as part of the Versailles treaty saw it focus on wheeled armoured cars. The development of these centred around the need for mobile fire support around reconnaissance units. This final variant of the type was the SdKfz 234/4. The vehicle was fitted with a 75mm Pak 40 gun.

Available Now



1:76




AEC Matador & 5.5inch Gun

Code: **A01314V**

Mould Tools made in 1966, pack illustration by Ken McDonough, 1978. The 5.5 inch gun first went into service with the Royal Artillery in North Africa in 1941 and was pulled by the famous four-wheel drive AEC Matador. The gun was handled by a team of ten men and fired an 82lb shell.

Available Now



1:76



WWI Male Tank Mk.I

Code: **A01315V**

Mould Tools made in 1967, pack illustration by Roy Cross, 1967. On the 15th September 1916 at Flers-Courcelette a new weapon appeared on the battlefield of the Western Front – the tank. The 'male' version carried two 6-pdr naval guns and 4 Hotchkiss machine guns.

Available Now



1:76



Russian T34

Code: **A01316V**

Mould Tools made in 1968, pack illustration by Roy Cross. The T-34 was arguably by for the best tank design in WWII. In addition to having an excellent combination of firepower, armour, mobility and shape, its superb technical design emphasised simplicity and durability making it possible to mass produce it in large numbers and gave it a very high field and combat reliability.

Available Now



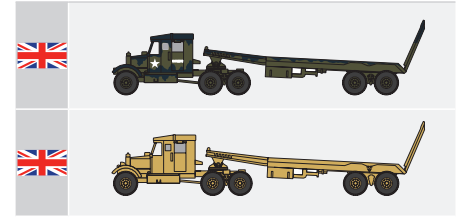


Scammell Tank Transporter

The British Army would use the Scammell Pioneer Tank Transporter for many uses during the war. The trailer was fixed to the tractor and not demountable like modern semi-trailer trucks. Hinged ramps were used to get the tank onto the trailer, which if immobilised could be pulled on with the tractor unit's winch.

Available Now


Code: **A02301V**



Buffalo Willys MB Jeep®

Code: **A02302V**

This landing vehicle was designed for the US Army, and later used by the British Army. This box also contains a 4X4 Utility Truck. Although usually associated with the Pacific theatre, toward the end of the war LVTs were employed in Europe as well.



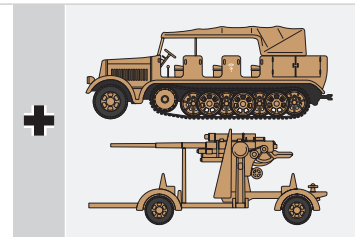
Available Now



88mm Gun & Tractor

Code: **A02303V**

Mould Tools made in 1967, pack illustration by Roy Cross, 1967. The "88" proved to be an excellent anti-tank gun in France in 1940. By the time it arrived in North Africa it was a feared tank killer, which could knock out any Allied tank at distances well over 1 000 metres. The Sd.Kfz.7 could carry gun crews of up to 12 men in theatre-type seats.




Available Now



Panzer IV

Code: **A02308V**

Mould Tools made in 1971, pack illustration by Roy Cross, 1971. The Panzer IV was the most widely manufactured and deployed German tank of WWII. It was robust and reliable, seeing service in all combat theatres involving German forces. It was the only German tank to be in continuous production throughout the war with over 8,800 produced between 1936 and 1945.



Available Now

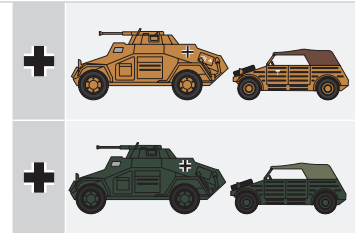


German Reconnaissance Set

Code: **A02312V**


The Sd kfz 222 performed well enough in countries with good road networks, like those in Western Europe.

The Volkswagen Kübelwagen was a military vehicle designed by Ferdinand Porsche.



Available Now

1:76

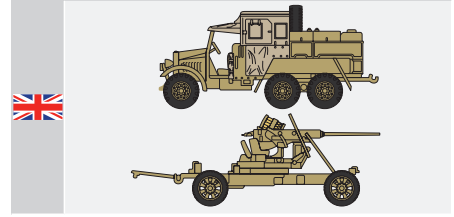


Bofors 40mm Gun & Tractor

Mould Tools made in 1976, pack illustration by Ken McDonough, 1976. Designed in 1930 by the Swedish Bofors Company, this gun was adopted by some 18 countries and became the standard light anti aircraft weapon with the British forces. The Morris CS8 15-cwt 4x2 General Service Trucks were made in large numbers and they became the backbone of the British Army.

Available Now

Code: **A02314V**



1:76

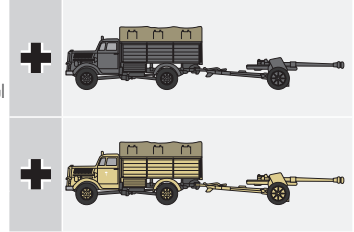


Pak 40 Gun & Truck

Code: **A02315V**

Mould Tools made in 1980, pack illustration by Ken McDonough, 1980. The PAK 40 formed the backbone of the German anti-tank gun forces throughout the latter part of the second world war. It was not as powerful as the famous 88mm gun, however, it was smaller and easier to conceal. The set is representative of a German anti-tank unit towards the end of the war.

Available Now



1:76

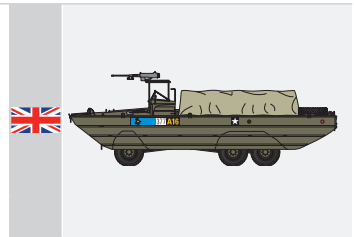


DUKW

Code: **A02316V**

The DUKW (popularly pronounced 'duck') is a six-wheel-drive amphibious truck that was designed for transporting goods and troops over land and water. The DUKW was used in landings in the Mediterranean, Pacific and on the D-Day beaches of Normandy.

Available Now



1:76

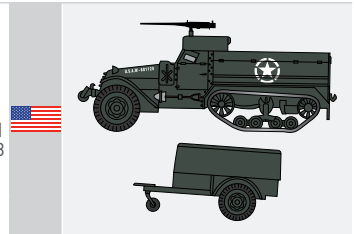


M3 Half-Track

Code: **A02318V**

Mould Tools made in 1966, pack illustration by Roy Cross, 1966. The M3 Personnel carrier was developed from the four-wheeled scout car. During WWII more than 41,000 vehicles were produced. This version came with the improved M49 machine gun ring mount over the right hand front seat. Between 1942 and 1943, all M3 HalfTracks were continually upgraded.

Available Now



1:76

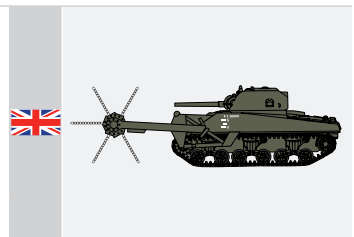


Sherman Crab

Code: **A02320V**

To support the infantry through the minefields on the ground operation in Europe and the Pacific, US military engineers decided to modify the Sherman, which was not only used by US forces, but also by the British, Canadian and Free French forces.

Available Now






1:76

Sherman Calliope

The Rocket Launcher T34 (Calliope) was a tank-mounted multiple rocket launcher used by the US Army during WWII. The launcher was placed atop the tank, and fired a barrage of 4.5 in (114mm) rockets from 60 launch tubes. It adopts its name from the musical instrument 'Calliope', also known as the steam organ.

Available Now


Code: **A02334V**



1:76

Churchill Crocodile

In 1943, British engineers developed the flame-thrower tank known as Crocodile, capable of producing a ten metre flame. These flames allowed the Allies to destroy bunkers and shelters without having to call the demolition teams of the infantry.



Code: **A02321V**

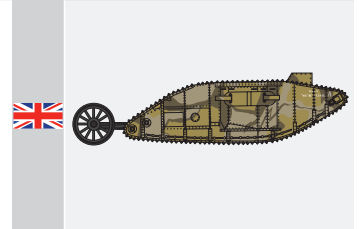
Available Now



1:76

WWI Female Tank

The 'Female' version of the Mkl tank was produced in larger numbers than its 'Male' partner, this was due to the four Vickers machine guns mounted on the sides, which were more effective in combat than the heavier guns carried by the 'Male' tank in the treacherous conditions on the Western Front.



Code: **A02337V**


Available Now



1:76

LCM3 & Sherman

The Landing Craft Mechanized (LCM) or Landing Craft Mechanical was a landing craft designed for carrying vehicles. They came to prominence when they were used to land troops or tanks during Allied amphibious assaults.



Code: **A03301V**

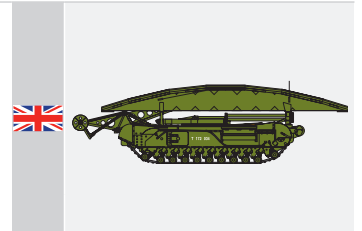
Available Now



1:76

Churchill Bridge Layer

A variant of the Churchill tank, the bridge layer was created by the Royal Engineers and carried a 30ft long Small Box Girder (SBG) bridge. This proved invaluable for crossing many water filled obstacles as the Allies progressed across Western Europe after D-Day.



Code: **A04301V**

Available Now



VINTAGE CLASSICS

CLASSIC CARS



1930 Bentley 4.5 Litre Supercharged

1:12

Code: **A20440V**

With its front mounted supercharger, the 4.5 litre Bentley became the quintessential British sports car of the 20's and 30's. It was shaped from the earlier 4-cylinder 3 Litre, but produced substantially more power with its blown engine. As such, it was a stunning road car and a perfect contender for endurance racing. Due to its dramatic appearances at Le Mans and successes in speed trials at the Brooklands circuit, racing and winning became synonymous with Bentley during this period and few other models capture this image as well as the 4.5 litre Bentley. The number 9 car featured in this kit, UU5872, is the original Birkin Team Car known as 'Birkin Blower No. 2'. This is the car that made a dramatic appearance at the 1930 Le Mans 24 Hour Race.

Power: 240bhp; Wheelbase: 3 metres; Weight: 1,930kg.

Available Now

1:32

RE-INTRODUCTION



Jaguar 420

Code: **A03401V**

Introduced at the 1966 London Motor Show the Jaguar 420 was a compact sporting saloon in the familiar Jaguar mould. Powered by a 4.2litre straight six the 420 produced a good 245BHP and proved to be a good handling and powerful saloon of the period. The Airfix model has been unavailable for some time and has therefore become highly collectable, this new addition is therefore a worthy addition to any collection!

Available Autumn - 21

1:12 / 1:32 SCALE VINTAGE CLASSICS

1:32 RE-INTRODUCTION

BEACH BUGGY



Beach Buggy

Code: **A02412V**

Also known as Dune Buggies, Beach Buggies are an integral piece of American counter culture and surfing culture of the 1960s. Often based upon VW Beetle platforms, these air cooled rockets are super fun on the open beaches or twisty roads. Perfect for exploring the terrain with the wind in your hair, this vintage classic from Airfix is a great throwback to a time of sand, sea and surf.



MILITARY FIGURES

VINTAGE CLASSICS

1:76



WWII German Infantry

Mould Tools made in 1973, pack Illustration by William Stallion, 1973. In the early stages of WWII the standard German infantry uniform consisted of the field jacket, trousers tucked into black leather jackboots, and the characteristically shaped helmet. Soldiers carried equipment including gas mask case, kit bag, shovel, canteen and ammunition pouch.

Available Now

Code: **A00705V**



1:76



8th Army

Code: **A00709V**

Mould Tools made in 1974, pack Illustration by Brian Knight, 1974. Commonly known as the "Desert Rats", the 8th Army figures are wearing their shorts and steel helmets in this 49 piece set. Included are mine detectors, machine gunners and riflemen.



Available Now


1:76



Afrika Korps

Code: **A00711V**

Mould Tools made in 1973, pack Illustration by William Stallion, 1973. Rommel's troops fought the 8th Army in the desert and the battles can be re-enacted with this superb set of figures, which includes a senior staff officer.



Available Now


1:76



US Marines

Code: **A00716V**

Mould Tools made in 1975, pack Illustration by William Stallion, 1975. The American airborne landings in Normandy were the first United States combat operations of Operation Overlord. 13,100 paratroopers of the US 82nd Airborne and 101st Airborne Divisions made night parachute drops early on D-Day June 6th 1944.



Available Now


1:76



WWI German Infantry

Code: **A00726V**

Mould Tools made in 1966, pack Illustration by Brian Knight, 1970. Depicting the German Infantry at the beginning of the Great War this set includes a field officer, two infantry officers, a heavy machine gun with crew, and riflemen.



Available Now

1:76 SCALE VINTAGE CLASSICS



1:76

WWI British Infantry

Mould Tools made in 1966, pack Illustration by Brian Knight, 1970. The famous "Tommy's" in this set are wearing the uniform of the early war period on the Western Front. Included are signallers, a wiring party and a trench mortar with crew.

Available Now

Code: **A00727V**




1:76

WWI French Infantry

Mould Tools made in 1966, pack Illustration by Brian Knight, 1970. The French Infantry took part in many of the largest and bloodiest battles of WWI whilst defending their homeland. The set features cyclists, a signaller complete with pigeons, a bugler, standard bearer and a variety of infantrymen.

Available Now

Code: **A00728V**




1:76

WWI U.S. Infantry

Mould Tools made in 1967, pack Illustration by Brian Knight, 1969. These are the "Doughboys" that arrived in France and took part in the last great battles of the First World War. Their equipment includes light machine guns and a remote-controlled rifle.

Available Now

Code: **A00729V**




1:76

WWI Royal Horse Artillery

Mould Tools made in 1968, pack Illustration by Brian Knight, 1968. The Royal Horse Artillery was armed with light, mobile, horse-drawn guns. This set includes two field guns, a full team of horses, a gun limber and full crew.

Available Now

Code: **A00731V**



1:76

Astronauts

This 57 part set consists of US Astronaut action figures and equipment to transport them across the surface of the moon. Includes two moon rovers and various other accessories.

Available Now

Code: **A00741V**



1:76




RAF Personnel

Mould Tools made in 1972, pack illustration by Brian Knight, 1972. The personnel included here are performing their various maintenance and rearming roles including some handling machine-guns, ammunition and even a camera.

Available Now

Code: **A00747V**



1:76




USAAF Personnel

Code: **A00748V**

Mould Tools made in 1974, pack illustration by William Stallion, 1974. The mechanics in this set are doing all the usual activities expected on an active airfield. Also included is a sergeant figure, two pilot figures, one in a peaked cap and one wearing his helmet, a fireman, carrying a hose and a military policeman with his baton.

Available Now



1:76




Luftwaffe Personnel

Code: **A00755V**

Mould Tools made in 1976, pack illustration by William Stallion, 1976. At the beginning of WWII the Luftwaffe were by far the largest and most powerful airforce in the world. Figures in this set are posed loading, fixing and maintaining aircraft as well as having the inclusion of aircrew both standing and running.

Available Now



1:76




U.S. Paratroops

Code: **A00751V**

Mould Tools made in 1975, pack illustration by William Stallion, 1975. The American airborne landings in Normandy were the first United States combat operations of Operation Overlord. 13,100 paratroopers of the US 82nd Airborne and 101st Airborne Divisions made night parachute drops early on D-Day June 6th 1944.

Available Now



1:76




WWII British Infantry

Code: **A00763V**

Mould Tools made in 2011, pack illustration by Brian Knight, 1973. Depicted here with an assortment of weapons, including the Bren Light Machine Gun and the Projector Infantry Anti-Tank (PIAT), these British Army Troops are as they would have appeared across occupied Europe, fighting to liberate France, Holland and Belgium.

Available Now



1:32 RE-INTRODUCTION**WWII British Paratroops**Code: **A02701V**

In December 1940, the British 1st Airborne Division was created. Their distinctive mark was the maroon beret and a shoulder patch with Bellerophon astride the winged horse Pegasus.



Available Summer - 21

1:32 RE-INTRODUCTION**WWII German Infantry**Code: **A02702V**

In the early stages of WWII the standard German infantry uniform consisted of a field jacket, trousers tucked into black leather jackboots, and the characteristically shaped helmet.



Available Summer - 21

1:32 RE-INTRODUCTION**WWII U.S. Infantry**Code: **A02703V**

The US infantry regiment of World War II was a powerful, flexible infantry division. During the Battle of the Bulge in 1944/45 the infantry suffered high casualties, but managed to turn back the German army.



Available Summer - 21

1:32 RE-INTRODUCTION**WWII U.S. Paratroops**Code: **A02711V**

The American airborne landings in Normandy were the first US combat operations of Operation Overlord. 13,100 paratroopers of the 82nd and 101st Airborne Divisions were dropped on D-Day.



Available Summer - 21

1:32 RE-INTRODUCTION**WWII German Paratroops**Code: **A02712V**

Paratroops were used decisively in the invasion of Norway and the Netherlands, reaching a peak in the conquering of Crete in 1941 where casualties were deemed to be unacceptably high.



Available Summer - 21

1:32 RE-INTRODUCTION**WWII British Infantry**Code: **A02718V**

The British Infantry fought with courage and distinction in many theatres, but the freeing of occupied Europe was its biggest triumph.



Available Summer - 21

PAST FAVOURITES

Apollo Saturn V



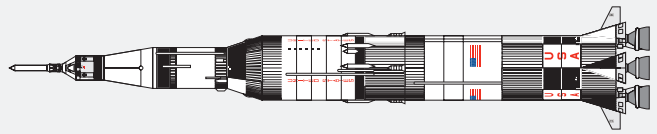
Apollo Saturn V

1:144

Available Now

Code: **A11170**

The Saturn V, developed at NASA's Marshall Space Flight Center under the direction of Wernher von Braun, was the largest in a family of liquid-propellant rockets that solved the problem of getting to the Moon. The three stage rocket was taller than a 36-story building and was the largest, most powerful rocket ever built. A total of thirty-two Saturns of all types were launched; with not one failing. Thirteen of these were Vs. With a cluster of five powerful engines in each of the first two stages and using high-performance liquid hydrogen fuel for the upper stages, the Saturn V was one of the great feats of 20th-century engineering. Inside, the rocket contained three million parts in a labyrinth of fuel lines, pumps, gauges, sensors, circuits, and switches—each of which had to function reliably. The first manned Saturn V sent the Apollo 8 astronauts into orbit around the Moon in December 1968. After two more missions to test the Lunar Module, in July 1969 a Saturn V launched the crew of Apollo 11 to the first manned landing on the Moon.



RNLI SEVERN CLASS LIFEBOAT



Photo Credit: RNLI/Nicholas Leach



Lifeboats

A MINIMUM OF £1.25 FROM THE SALE OF THIS PRODUCT WILL BE PAID IN SUPPORT OF THE RNLI.*

RNLI Severn Class Lifeboat

1:72

Available Now

Code: **A07280**

The Severn class lifeboat is the largest lifeboat in the RNLI fleet, introduced in 1995. As an all-weather lifeboat, she can take on the worst sea conditions and comes into her own on long offshore searches and rescues. When lives are at risk out at sea, time is of the essence. With a top speed of 25 knots and a range of 250 nautical miles, the Severn class lifeboat can reach casualties fast in calm or rough seas. She carries a small powered Y boat, ideal for rescues near rocks and shallow waters, and can be launched using the Severn's integral crane. The kit in this box enables a fully detailed model of this RNLI Lifeboat to be built. Full detail of the outside deck, hull and fittings are included and by removing the cabin roof a fully detailed interior can be viewed. The decal scheme will allow any one of the current operational RNLI Severn Class lifeboats to be modelled.

*Payments are made to RNLI (Sales) Ltd (which pays all its taxable profits to the RNLI, a charity registered in England and Wales (209603), Scotland (SC037736), the Republic of Ireland (20003326) the Bailiwick of Jersey (14), the Isle of Man and the Bailiwick of Guernsey, of West Quay Road, Poole, Dorset BH15 1HZ



Lifeboats



1:144 / 1:72 SCALE APOLLO SATURN V & RNLI LIFEBOAT

RUINED RESIN BUILDINGS

Ready-made resin buildings, fully detailed damage, suitable to be painted with Humbrol enamels or acrylics.

Glazing included with selected buildings.




1:48



Afghan Single Storey House

Code: **A75010**

A slightly larger house of a typical Afghan design to enable the fantastic range of Airfix Afghanistan models come to life. As with the first house there is space inside to place figures to further enhance the modelling possibilities.



Available Now

1:72



Narrow Road Bridge Broken Span

Code: **A75012**

Attacking and bombing bridges across Europe was a strategic necessity throughout WWII and this model represents a typical ruined example that makes for excellent possibilities for modelling superb dioramas as well as wargaming features.

Available Now

1:76



Italian Farmhouse

Code: **A75013**

1943 saw the Allies invading what was still a hostile Italy, and this farmhouse is typical of those found across south and central parts. The three stories and steps make for plenty of diorama and gaming opportunities.

Available Now


1:76



Italian Townhouse

Code: **A75014**

During the fierce battles in the narrow streets of many Italian towns, buildings like this were bombed by both sides to try and extract dug-in troops.

Available Now


1:72



Polish Bank

Code: **A75015**

Poland was attacked by Nazi Germany in September 1939, and this invasion sparked the start of World War II. The destruction caused by this and the later Soviet counter offensives during 1944 and 1945 meant many important buildings were ruined. This bank building typifies this destruction.

Available Now

1:72



Czech Restaurant

Code: **A75016**

Czechoslovakia was annexed by Nazi Germany in 1938, but it was not until the Soviet forces streaming across from the east in 1944 and 1945 that massive destruction of cities, towns and villages took place. This restaurant building makes for a perfect focal point for modelling a scene from this period.

Available Now


1:72



European City Steps

Code: **A75017**

These city steps enable a huge scope of modelling opportunities to be created, and these types of steps are to be found right across Europe. Great to be used in wargaming scenarios too! 1:76, 1:72 and even larger scale figures can be used with these.

Available Now



AIRFIX BOARD GAME

A fast and fun introductory wargame playable with all your Airfix figures and vehicles. Airfix Battles comes with everything you need to play exciting World War II battles straight out of the box, including die-cut cardboard counters for tanks, infantry and guns in case you don't have any figures to hand.

Contents:

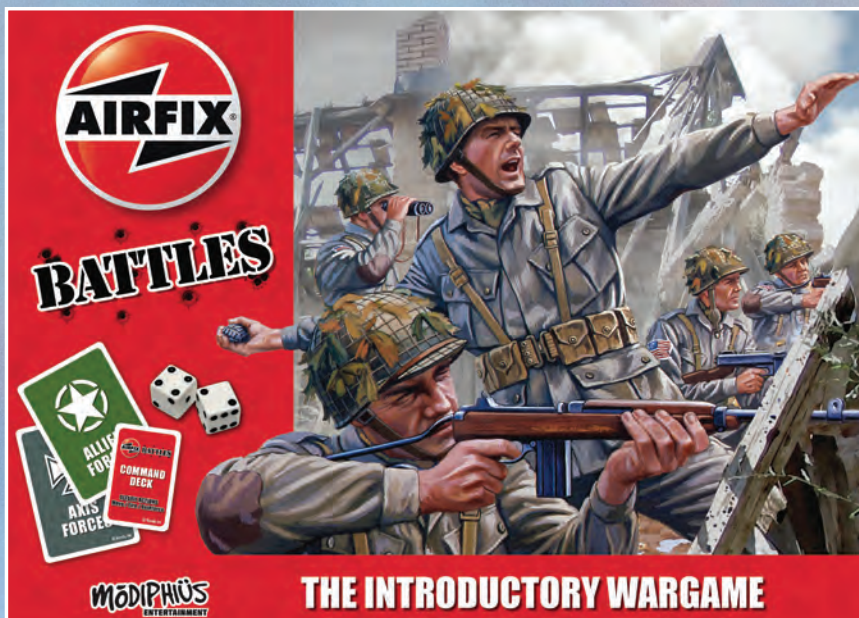
- 2 x Double-sided A2 (420mm x 594mm) maps
- Over 100 cardboard counters of tanks, infantry and terrain
- 1 x 16 Page Mission Book
- 1 x 24 Page Rule Book
- 1 x 54 Card Force Deck
- 1 x 54 Card Command Deck
- 10 x Six-side dice



BATTLES – The Introductory Wargame

Code: **MUH50360**

Airfix Battles lets you plan your army using the Force Deck. Draw the cards or select the ones you need to build an exciting army to challenge your friends. Set up the battle using step-by-step instructions in the Mission Book and you're ready to play. Each player has a hand of Command Cards to move and fight their forces, bring in airstrikes or artillery support. You never know what your opponent is going to do next!



BATTLES – Bonus Force Deck

Code: **MUH050481**

Prepare to top up your troops, call in reinforcements and commit your reserves for your favourite Airfix Battles forces, with this brand new set of 24 bonus Force Cards for the Airfix Battles wargame and PDF of 10 missions set around Operation Cobra!

It's the perfect set of Force Cards to expand and extend your Airfix Battles wargame adventures and along with Operation Cobra lets you expand your Airfix Battles game for new exciting missions!



The Airfix Presents Blood Red Skies box set comes complete with everything you need to get playing the game, and four aircraft: two Supermarine Spitfire Mk IIs and two Messerschmitt Bf109-Es, in 1:72 scale.

Contents:

- 1 x Blood Red Skies Rulebook
- 2 x Airfix Supermarine Spitfire Mk II fighter 1:72 scale plane kits
- 2 x Airfix Messerschmitt Bf109-E fighter 1:72 scale plane kits
- 4 x BRS Advantage Flying Bases
- 2 x Reference Aircraft Cards
- 8 x Combat Dice
- 6 x Pilot Skill Level Discs
- 6 x Boom Chit Tokens
- 6 x Zoom Tokens
- 3 x Cloud / Air Defence Clusters
- 1 x Navigation Calliper
- 1 x Range Finder
- 2 x Movement Templates
- 1 x Set of Measuring and Navigation Tools

BLOOD RED SKIES

A Tabletop Game of World War II Fighter Combat

BATTLE OF BRITAIN

Code: **A1500**

Tactical level air combat tabletop game for two or more players.

Written by Andy Chambers, Blood Red Skies is a tabletop miniatures game where you take command of a force of fighter aircraft in battle. The emphasis in Blood Red Skies is on action and the game is fast-paced, with no pre-plotting or book-keeping required. A game of Blood Red Skies with two planes per side can be fought in twenty minutes or less.





AERODROME

Aviation enthusiasts cleared for take-off with Aerodrome.

Aeroplanes are the most exciting machines produced by man and have been a source of fascination since the Wright Brothers made their first successful manned, powered flight in 1903. Through two world wars, into the jet age and beyond, aeroplanes have always been at the cutting edge of technology and continue to enthral and inspire to this day – designed by geniuses, flown by heroes.

Our Aerodrome blog is produced with a love of all things aviation at its heart and is published in the community section of both the Airfix and Corgi websites. It is an indulgence in the subject of aviation and includes reports from Airshows and Museums, special aviation related events around the UK and regularly features historic articles from our extensive archives. Whether reporting from the atmospheric surroundings of the Great War airfield at Stow Maries, or bringing you the thrill of the flying action from the latest Royal International Air Tattoo, Aerodrome is the blog where aviation enthusiasts come together to share their passion for aviation.

<http://www.airfix.com/aerodrome>



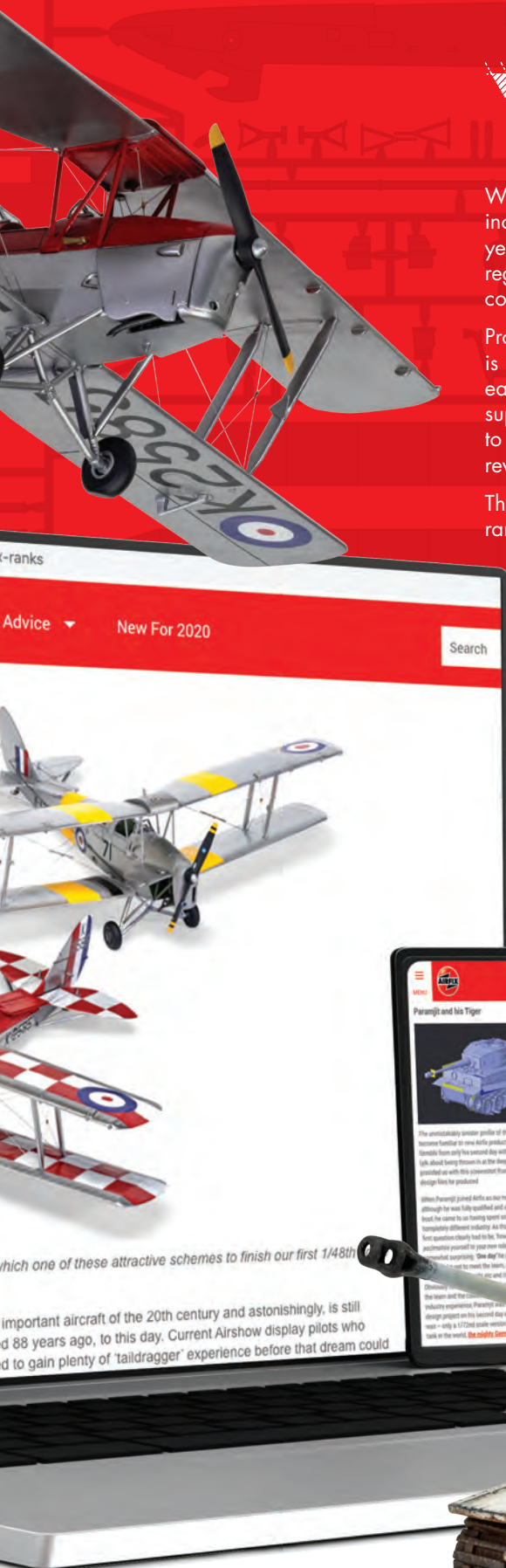
WORKBENCH

Would you like to find out all the very latest news from the Airfix development team including new tooling announcements and modelling exclusives? If the answer is yes, you need to join the thousands of modelling enthusiasts all over the world who regularly read our Airfix Workbench blog, which is published every two weeks on the community section of Airfix website and now one of our most popular publications.

Providing readers with a fascinating insight behind the scenes at Airfix, Workbench is proud to bring our readers the very latest information and updates from the most eagerly anticipated new tooling projects and is full of exclusive content, reader supplied articles and interesting modelling related features. If you want to be the first to find out about new model tooling announcements or see the latest box artwork reveals before anyone else, then Airfix Workbench is the blog for you.

There is an interesting story behind every one of the kits featured in the Airfix model range and our Workbench blog is the place where you can discover everything you need to know.

<http://www.airfix.com/workbench>



WORKBENCH

TECHNICAL INDEX

The technical index on the following pages gives much more information about all the fantastic models in the Airfix range for 2021. This gives you the chance to compare sizes, number of pieces and the choices available.



KEY TO MILITARY ROUNDELS

	Royal Flying Corps, Royal Air Force, Fleet Air Arm, Army Air Corps		Portuguese Air Force		Czech Air Force
	Royal Air Force South East Asia Command		Imperial Japanese Army Air Force Imperial Japanese Navy Air Service		Dutch Army Dutch Air Force
	Luftwaffe		Finnish Air Force		Slovakian Air Arm
	Australian Air Force		Iranian Air Force		Indian Air Force
	USAAF United States Army Air Force USN United States Navy		French Air Force		Swedish Air Force
	USAF United States Air Force USN United States Navy		Aéronavale (French Navy Air Force)		Fuerza Aérea Dominicana
	Royal New Zealand Air Force		People's Republic of Korea Air Force		South African Air Force
	Italian Air Force		Hungarian Air Force		Danish Air Service
	Belgian Air Force		The Irish Air Corps		Argentine Navy
	Soviet Union Red Air Force		Chinese Air Force		Condor Legion
	Yugoslavian Air Force		Polish Air Force		Romanian Air Force 1942/43
	Italian Air Force 1939/43		Argentine Air Force		Bulgarian Air Force 1941/44
	Spanish Air Force		Royal Canadian Air Force		Free French Air Force
	Swiss Air Force		North Vietnamese Air Force		Norwegian Air Force

KEY TO FLAGS

	Union Flag		New Zealand		Swedish Navy
	Spain		Holland		United States
	Italy		Canada		Soviet Union
	Australia		White Ensign (Royal Navy)		Imperial Japan

Code	Model kit	Scale	Length	Width	Pieces	Options	Skill Level	Flying Hours	Page	
QUICKBUILD										
J6049	QUICKBUILD Audi R8 Coupe	NEW MOULD		191	84	45	1	1	1	12
J6035	QUICKBUILD Ford Mustang GT 1968	NEW MOULD		190	75	45	1	1	1	13
J6036	QUICKBUILD Ford Mustang GT	NEW MOULD		184	73	53	1	1	1	14
J6044	QUICKBUILD Bugatti Chiron			189	82	44	1	1	1	15
J6033	QUICKBUILD Jaguar I-PACE eTROPHY			187	75	40	1	1	1	15
J6034	QUICKBUILD Audi TT Coupe			180	78	44	1	1	1	15
J6019	QUICKBUILD Lamborghini Aventador white			199	94	33	1	1	1	15
J6020	QUICKBUILD Bugatti 16.4 Veyron black/red			187	89	34	1	1	1	15
J6021	QUICKBUILD McLaren P1 green			193	90	36	1	1	1	15
J6037	QUICKBUILD Ford F-150 Raptor			206	81	43	1	1	1	16
J6047	QUICKBUILD Coca-Cola VW Camper Van			198	85	52	1	1	1	17
J6048	QUICKBUILD Coca-Cola VW Beetle			183	74	36	1	1	1	17
J6024	QUICKBUILD VW Camper Van blue			198	85	52	1	1	1	18
J6017	QUICKBUILD VW Camper Van red			198	85	52	1	1	1	18
J6023	QUICKBUILD VW Beetle yellow			183	74	36	1	1	1	18
J6031	QUICKBUILD VW Beetle 'Flower Power'			183	74	36	1	1	1	19
J6032	QUICKBUILD VW Camper Van 'Surfin'			198	85	52	1	1	1	19
J6040	QUICKBUILD F-35B Lightning II	NEW MOULD		181	260	38	1	1	1	20
J6009	QUICKBUILD Harrier			229	150	28	1	1	1	23
J6002	QUICKBUILD Eurofighter Typhoon			231	160	30	1	1	1	21
J6005	QUICKBUILD F22 Raptor			208	152	27	1	1	1	21
J6018	QUICKBUILD Red Arrows Hawk			221	180	31	1	1	1	21
J6000	QUICKBUILD Spitfire			215	270	34	1	1	1	22
J6001	QUICKBUILD Messerschmitt Bf109			225	252	39	1	1	1	22
J6016	QUICKBUILD P-51D Mustang			213	242	38	1	1	1	22
J6003	QUICKBUILD BAE Hawk			221	180	31	1	1	1	23
J6004	QUICKBUILD Apache			252	189	40	1	1	1	23
J6010	QUICKBUILD Challenger Tank Desert			217	75	35	1	1	1	24
J6022	QUICKBUILD Challenger Tank Green			217	75	35	1	1	1	24
J6045	QUICKBUILD D-Day Spitfire			215	270	34	1	1	1	25
J6046	QUICKBUILD D-Day P-51D Mustang			213	242	38	1	1	1	25
STARTER SETS										
A55001	Starter Set Supermarine Spitfire MkVc	NEW MOULD	1:72	131	157	26	1	1	1	28
A55002	Starter Set Red Arrows Hawk	NEW MOULD	1:72	155	131	24	1	1	1	29
A55003	Starter Set Sherman Firefly	NEW MOULD	1:72	110	36	31	1	1	1	30
A55004	Starter Set Tiger 1	NEW MOULD	1:72	118	53	39	1	1	1	31
A55114	Starter Set Mary Rose		1:400	164	69	29	1	1	1	33
AF1008	Assorted Small Stands	No Scale	n/a	n/a	n/a	n/a	n/a	n/a	n/a	61

TECHNICAL INDEX CONTINUED

Code	Model kit	Scale	Length	Width	Pieces	Options	Skill Level	Flying Hours	Page
A55300	BAE Harrier GR.9A	1:72	198	130	126	1	2	1	36
A55301	Panavia Tornado F.3	1:72	232	193	168	1	2	1	36
A55311	Large Starter Set - McDonnell Douglas F-15A Eagle	1:72	270	181	125	1	2	1	36
A55312	Lockheed Martin F-16A Fighting Falcon	1:72	210	131	81	1	2	1	36
A55313	McDonnell Douglas F-18A Hornet	1:72	237	172	94	1	2	1	36
A55305	English Electric Lightning F.2A	1:72	235	148	92	1	2	1	37
A55307A	Westland Sea King HAR.3	1:72	307	26.6	135	1	3	1	37
A55304	MINI Countryman WRC	1:32	127	58	71	1	2	1	37
A55306	Jaguar XKR GT3	1:32	152	58	49	1	2	1	37
A55308	Ford 3 Litre GT	1:32	132	58	53	1	1	1	37
A55309	Maserati Indy	1:32	145	55	60	1	2	1	37
A55310	MINI Cooper S	1:32	118	59	73	1	1	1	38
A50110	Aston Martin DBR9	1:32	149	63	52	1	2	1	38
A50098	Eurofighter Typhoon	1:72	221	152	65	1	3	2	38
GIFT SETS									
A50069	HMS Belfast Gift Set	1:72	259	35	250	1	3	1	38
A50047	Endeavour Bark and Captain Cook 250th anniversary	1:120	395	74	106	1	4	3	38
A50106	One Small Step for Man	1:72	348	247	92/16	1	2	2	38
A50189	Concorde Gift Set RE-INTRODUCTION	1:144	431	181		2	2	2	39
A50160	Spitfire Mk.1a Messerschmitt Bf109E-4 Dogfight Double Gift Set	1:48	195/183	232/205	151/107	1	2	2	39
A50182	Battle of Britain Memorial Flight	1:72	130/133 /293	156/171 /432	36/51 /235	1	2	2	39
A50135	Spitfire Mk.1a & Messerschmitt Bf109E-4 Dogfight Double	1:72	127/120	155/137	36/49	1	1	2	39
A50183	Messerschmitt Me262 & P-51D Mustang Dogfight Double	1:72	147/136	175/152	65/53	1	2	2	39
A50184	Grumman F-4F4 Wildcat & Mitsubishi Zero Dogfight Double	1:72	121/125	166/152	58/47	1	2	2	40
A50185	Mig 17F Fresco Douglas A-4B Skyhawk Dogfight Double	1:72	156/166	134/116	87/75	1	2	2	40
A50186	Classic Conflict Tiger 1 vs Sherman Firefly	1:72	110/118	36/53	39/31	1	2	2	40
A50187	Best of British Spitfire and Hawk	1:72	131/155	157/131	26/24	1	2	2	40
A55314	RMS Titanic Starter Set	1:100	275	29	74	1	2	1	40
A50164A	RMS Titanic Gift Set 1:700	1:700	385	43	141	1	2	3	40
A50146A	RMS Titanic Gift Set 1:400	1:400	670	71	381	1	4	4	40
A50009A	D-Day Battlefront Gift Set	1:76	340	240	121	1	2	2	41
A50156A	D-Day Sea Assault Set	1:76	340	240	179	1	2	3	41
A50157A	D-Day Air Assault Set	1:76	340	240	189	1	2	3	41
A50162A	D-Day Operation Overlord Set	1:76	600	340	410	1	2	3	41

Code	Model kit	Scale	Length	Width	Pieces	Options	Skill Level	Flying Hours	Page
TOP GUN									
A00501	Top Gun Jester's A-4 Skyhawk	1:72	163	114	116	1	2	1	43
A00502	Top Gun F5-E Tiger II "THE MIG"	1:72	207	120	75	1	2	1	43
A00503	Top Gun Maverick's F-14A Tomcat	1:72	263	277	110	1	2	1	43
A00504	Top Gun F-18 Hornet	1:72	254	189	94	1	2	1	42
A00505	Top Gun Maverick's P-51D Mustang	1:72	136	152	53	1	1	1	42
MILITARY AIRCRAFT									
A01003B	Curtiss P-40B Warhawk	1:72	134.5	158	47	1	1	1	46
A01004	North American P-51D Mustang	1:72	136	157	53	1	1	1	46
A01005	Mitsubishi A6M2b Zero	1:72	126	166	47	1	1	1	46
A01008A	Messerschmitt Bf109E-4	1:72	120	137	64	1	1	1	46
A01010A	Hawker Hurricane Mk.I	1:72	133	171	51	1	1	1	47
A01020A	Focke Wulf Fw190A-8	1:72	125	145	53	1	1	1	47
A01071B	Supermarine Spitfire Mk.I	1:72	127	155	36	1	1	1	47
A01087	Fokker E.III Eindecker	1:72	100	140	35	1	2	1	47
A02029B	Messerschmitt Bf109G-6	NEW SCHEMES	1:72	125	137	41	2	1	47
A02108	Supermarine Spitfire Mk.Vc	1:72	131	157	73	2	1	1	47
A02109	Hawker Tempest Mk.V	NEW MOULD	1:72	142.5	173.6	68	2	1	48/49
A02029A	Messerschmitt Bf109G-6	1:72	125	137	41	2	1	1	50
A02041A	Hawker Typhoon Mk.IB	1:72	134	174	74	2	1	1	50
A02052A	Gloster Gladiator Mk.I/Mk.II	1:72	118	137	51	2	2	1	50
A02058A	de Havilland Vampire T.11 / J-28C	1:72	146	161	55	2	1	1	50
A02069	Boulton Paul Defiant Mk.I	1:72	150	166	70	2	1	1	50
A02070	Grumman F4F-4 Wildcat	1:72	120	159	58	2	1	1	50
A02105	Folland Gnat T.1	1:72	155	102	49	2	1	1	51
A02106	deHavilland Tiger Moth	1:72	102	124	42	2	2	1	51
A02107	Hunting Percival Jet Provost T.4	1:72	137	156	45	2	1	1	51
A03087A	Junkers Ju87 B-1 Stuka	NEW SCHEMES	1:72	152	192	110	2	2	51
A03091	Mig 17F	1:72	156	134	87	2	2	1	51
A03029A	Douglas A-4B/Q Skyhawk	1:72	178	116	75	2	2	1	52
A03092	LIM-5	NEW SCHEMES	1:72	156	134	87	2	2	52
A03073A	BAE Hawk 100 Series	1:72	155	131	24	2	2	1	52
A03085A	Bae Hawk T.Mk.1A	1:72	163	130	59	2	1	1	52
A03087	Junkers Ju87 B-1 Stuka	1:72	152	192	110	2	2	1	52
A03090	Messerschmitt ME262A-2A	1:72	148	174	65	2	2	1	53
A04016	Bristol Blenheim Mk.1	1:72	168	237	142	2	2	2	53
A04019	Bristol Beaufighter Mk.X 1:72	1:72	175	246	120	2	2	2	53
A04019A	Bristol Beaufighter TF.X	1:72	175	246	120	2	2	2	53
A04056	Westland Sea King HC.4	1:72	307	263	133	2	2	2	53
A04062	Messerschmitt Me262B-1a/U1	1:72	152	192	74	2	2	1	53
A04023	de Havilland Mosquito	NEW MOULD	1:72	174.2	229.2	161	2	2	54/55

TECHNICAL INDEX CONTINUED

Code	Model kit	Scale	Length	Width	Pieces	Options	Skill Level	Flying Hours	Page	
MILITARY AIRCRAFT Continued										
A04021	Bristol Beaufort Mk.1 NEW MOULD	1:72	186	244	159	2	2	2	56-57	
A04051A	Bae Sea Harrier FRS1 1/72 NEW SCHEMES	1:72	201	107	112	3	2	1	58	
A04063	Westland Sea King HAR.3/Mk.43	1:72	307	263	133	2	2	2	58	
A06015	North American B25C/D Mitchell	1:72	233	286	165	2	3	3	58	
A06018	North American Mitchell Mk.II 1/72	1:72	233	286	165	2	3	3	58	
A06019	McDonnell Douglas Phantom FG.1 RAF	1:72	247	162	161	2	3	3	58	
A06020	North American B25B Mitchell	1:72	233	286	166	2	3	3	58	
A06021	Blackburn Buccaneer S.2 RN	1:72	268	186	141	2	3	3	59	
A06022	Blackburn Buccaneer S.2 RAF	1:72	268	186	141	2	3	3	59	
A08001	Avro Lancaster B.II	1:72	293	431	239	2	3	3	59	
A08013A	Avro Lancaster B.III	1:72	294	432	235	2	3	3	59	
A08019	Vickers Wellington Mk.1A/C	1:72	273	364	133	2	3	3	59	
A08020	Vickers Wellington GR Mk.VIII	1:72	273	364	177	2	3	3	59	
A08017B	Boeing B17G Flying Fortress NEW SCHEMES	1:72	457.2	254	245	2	3	3	60	
A08021	Vickers Wellington Mk.II NEW SCHEMES	1:72	273	364	133	2	3	3	61	
A05330	Bomber Re-supply Set	1:72	n/a	n/a	197	1	2	2	60	
A06304	WWII USAAF 8th Bomber Resupply Set	1:72	34/74/77 /72/129	17/25/33 /33/36	200	1	2	2	60	
A09007	Avro Lancaster B.III (Special) The Dambusters	1:72	294	432	265	2	3	3	60	
A11001A	Vickers Valiant RE-INTRODUCTION	1:72	456	488	142	4	3	3	61	
A11005	Avro Shackleton AEW.2 1:72	1:72	370	508	242	2	3	4	61	
A12011	Avro Vulcan B.2 NEW MOULD	1:72	450	470	277	2	3	4	62-63	
A04105	de Havilland Chipmunk T.10 NEW MOULD	1:48	164	218	84	4	2	2	64-65	
A04104	de Havilland D.H.82a Tiger Moth	1:48	152	184	91	2	3	2	66	
A05120B	Messerschmitt Me109E-4/E-1 1:48	1:48	183	205	107	3	3	2	66	
A05123A	Folland Gnat T.1	1:48	182	140	96	2	3	2	66	
A05125A	Supermarine Spitfire Mk.Vb	1:48	195	234	143	2	3	2	66	
A05126A	Supermarine Spitfire Mk.1 a	1:48	192	232	149	2	3	2	66	
A05127A	Hawker Hurricane Mk.1	1:48	204	253	127	2	3	2	66	
A05128A	Boulton Paul Defiant Mk.1	1:48	224	249	106	2	3	2	67	
A05129	Hawker Hurricane Mk.I Tropical	1:48	200	225	127	2	2	2	67	
A05130	Curtiss P-40B Warhawk 1:48	1:48	202	237	106	2	2	2	67	
A05131	North American P51-D Mustang	1:48	204	235	147	2	2	2	67	
A05135	Supermarine Spitfire FR Mk.XIV	1:48	195	207	118	2	3	2	67	
A05136	North American F51D Mustang	1:48	205	236	145	2	3	3	67	
A06107	de Havilland Vampire T.3 NEW MOULD	1:48	195.2	250	123	3	3	3	68-69	

Code	Model kit	Scale	Length	Width	Pieces	Options	Skill Level	Flying Hours	Page	
A05137	North American Mustang Mk.IV/P-51K Mustang	1:48	205	236	147	2	3	3	70	
A05138	North American P51-D Mustang (Filletless Tails)	1:48	205	236	147	2	3	3	70	
A05139	Supermarine Spitfire MkXIV Civilian Schemes	1:48	195	207	118	2	3	2	70	
A06101A	Supermarine Spitfire F.Mk.22/24	1:48	217	234	78	2	3	3	70	
A06106	Hawker Sea Fury FB.11 'Export'	1:48	231	244	122	3	2	2	70	
A07115	Junkers JU87B-2/R-2 1:48	1:48	229	288	158	2	3	3	70	
A09184	Gloster Meteor F.8 Korea	1:48	287	236	165	3	3	3	71	
A09185	Hawker Hunter F.6	1:48	280	210	116	3	3	3	71	
A09187	Supermarine Walrus Mk.1 'Silver Wings'	1:48	238	292	156	3	3	3	71	
A09188	Gloster Meteor FR.9	1:48	287	236	165	2	3	3	71	
A09189	Hawker Hunter F.4/F.5/J.34	1:48	291	214	124	2	3	3	71	
A09190	Bristol Blenheim Mk.1	1:48	270	357	216	2	3	3	71	
A08109	Canadair Sabre F.4	NEW MOULD	1:48	239	239	148	2	3	3	72-73
A12007	Gloster Javelin	1:48	357	330	222	3	3	3	74	
A19003A	Hawker Typhoon Mk.1B - Car Door	1:24	404	528	520	5	4	6	75	
A19004	Grumman F6F-5 Hellcat	1:24	424	543	572	4	4	6	75	

MILITARY VEHICLES

A1375	Austin K2/Y Ambulance	NEW MOULD	1:35						77	
A1373	Cruiser Mk.VIII A27M Cromwell Mk.IV	NEW MOULD	1:35	181	83	292	2	3	3	78
A1374	Cruiser Mk.VIII A27M Cromwell Mk.VI	NEW MOULD	1:35	181	83	292	2	3	3	79
A1351	Panzer IV Ausf.H Mid Version		1:35	201	82		2	3	3	80
A1352	Panther G		1:35	247	98		2	3	3	80
A1353	JagdPanzer 38 tonne Hetzer, Late Version		1:35	243	91		2	3	3	80
A1354	Tiger-1 Early Version - Operation Citadel		1:35	241	102		2	4	3	80
A1355	JagdPanzer 38 tonne Hetzer Early Version		1:35	243	91		2	3	3	80
A1356	M36B1 GMC (U.S. Army)		1:35	213	87		2	3	3	80
A1357	Tiger 1, Early Production Version		1:35	241	102		2	3	3	81
A1358	M3 Stuart "Honey"		1:35	138.3	65.4		2	3	3	81
A1359	Tiger-1 Mid Version		1:35	241	102		2	3	3	81
A1360	M10 GMC Tank Destroyer		1:35	195	87		2	3	3	81
A1361	T34-85 112 Factory Production		1:35	191	86		2	3	3	81
A1362	German Light Tank Pz.Kpfw.35(t)		1:35	140	59		2	3	3	81
A1363	Tiger-1 "Early Version"		1:35	241	102		2	4	3	82
A1364	Tiger-1 "Late Version"		1:35	241	102		2	3	3	82
A1365	M4A3(76)W "Battle of the Bulge"		1:35	171	80		2	3	3	82
A1366	M36/M36B2 "Battle of the Bulge"		1:35	213	87		2	3	3	82
A1367	WWII U.S. Military Tractor		1:35	260	74	70	1	2	2	82

TECHNICAL INDEX CONTINUED

Code	Model kit	Scale	Length	Width	Pieces	Options	Skill Level	Flying Hours	Page
MILITARY VEHICLES Continued									
A1368	M7 Priest	1:35	125	65		2	3	3	83
A1369	King Tiger	1:35	211	107		2	3	3	83
A1370	M3 Lee / Grant	1:35	170	74		2	3	3	83
A1371	M-18 Hellcat	1:35	150	82		2	3	3	83
A1372	M12 GMC	1:35	192	76		2	3	3	83
A02341	Sherman Firefly	1:72	110	36	88	2	1	1	84
A02342	Tiger 1	1:72	118	53	96	2	1	1	84
A02338	Cromwell Mk.IV Cruiser Tank	1:76	51	27	35	1	1	1	84
A02339	Willys MB Jeep	1:76	47	22	39	1	2	1	84
A02340	Higgins LCVP	1:72	145	22	47	1	2	1	84
A03306	Bedford QLD/QLT Trucks	1:76	90/79	32/32	74/61	2	2	1	84
WAR SHIP									
A12203	Type 45 Destroyer	1:1350	436	60	203	6	3	4	85
VINTAGE CLASSICS SHIPS									
A09252V	HMS Victory	1:180	383	88	353	1	3	4	88
A09253V	Cutty Sark	1:130	520	220	220	1	4	4	88
A09256V	WASA	1:144	486	81	229	1	4	4	88
A09258V	Golden Hind	1:72	360	87	109	1	3	3	88
A04201V	HMS Victorious	1:600	397	53	94	1	3	2	89
A04202V	HMS Hood	1:600	430	53	131	1	2	2	89
A04204V	Bismarck	1:600	415	60	170	2	3	2	89
A04208V	HMS Ark Royal	1:600	383	88	353	1	3	3	89
A04211V	Admiral Graf Spee	1:600	310	36	124	1	3	2	89
A04212V	HMS Belfast	1:600	311	35	250	1	3	2	89
VINTAGE CLASSICS AIRCRAFT									
A02014V	Aichi D3A1 'Val' RE-INTRODUCTION	1:72	138	199	34	2	2	1	90
A03172V	Handley Page H.P.42 Heracles RE-INTRODUCTION	1:144	195.1	277.8	74	1	2	2	90
A03174V	Hawker Siddeley 121 Trident RE-INTRODUCTION	1:144	225	190	61	1	2	2	90
A05170V	Concorde	1:144	431	181	52	1	2	2	91
A01047V	Fiesler Storch	1:76	138	199	52	1	2	1	91
A01052V	Hawker Demon	1:76	125	158	31	1	2	1	91
A01055V	Bristol Bulldog	1:76	106	143	48	1	2	1	91
A02051V	Henschel Hs123A-1	1:76	116	146	38	2	2	1	91

Code	Model kit	Scale	Length	Width	Pieces	Options	Skill Level	Flying Hours	Page
A03001V	de Havilland Heron MkII	1:76	205	303	67	2	2	1	92
A03009V	Hawker Siddley Dominie T.1	1:76	214	199	66	2	2	1	92
A03012V	Handley Page Jetstream	1:76	200	220	94	2	2	1	92
A04006V	Northrop P-61 Black Widow	1:76	210	279	112	2	2	2	92
A04007V	Savoia-Marchetti SM79	1:76	229	280	102	2	2	2	92
A12001V	Supermarine Spitfire Mk1a	1:24	468	381	156	2	3	4	93
A12002V	Messerschmitt Bf109E	1:24	360	411	146	2	3	4	93
A14002V	Hawker Hurricane Mk.1	1:24	409	507	161	2	3	4	93
VINTAGE CLASSICS MILITARY VEHICLES									
A01302V	Panther	1:76	77	38	97	1	2	1	94
A01303V	Sherman M4 Mk1	1:76	75	35	55	1	2	1	94
A01304V	Churchill Mk.VII	1:76	94	28	104	1	2	1	94
A01305V	25PDR Field Gun & Quad	1:76	161	28	71	1	2	1	94
A01306V	Stug III 75mm Assault Gun	1:76	71	39	79	1	2	1	94
A01309V	Bren Gun Carrier & 6PDR Anti-Tank Gun	1:76	121	27	45	1	2	1	95
A01311V	SDKFz.234 Armoured Car	1:76	76	26	57	1	2	1	95
A01314V	AEC Matador & 5.5inch Gun	1:76	184	31	67	1	2	1	95
A01315V	WWI Male Tank Mk.I	1:76	102	22	49	1	2	1	95
A01316V	Russian T34	1:76	76	33	58	1	2	1	95
A02301V	Scammell Tank Transporter	1:76	210	38	107	1	2	1	96
A02302V	Buffalo Willys MB Jeep	1:76	101	44	107	1	2	1	96
A02303V	88mm Gun & Tractor	1:76	180	31	114	1	2	1	96
A02308V	Panzer IV	1:76	78	38	101	1	2	1	96
A02312V	German Reconnaissance Set	1:76	65/48	29/21	57	1	2	1	96
A02314V	Bofors 40mm Gun & Tractor	1:76	152	27	107	1	2	1	97
A02315V	Pak 40 Gun & Track	1:76	155	28	65	2	2	1	97
A02316V	DUKW	1:76	125	33	50	1	1	1	97
A02318V	M3 Half-Track	1:76	131	36	54	1	2	1	97
A02320V	Sherman Crab	1:76	120	51	72	1	2	1	97
A02321V	Churchill Crocodile	1:76	155	38	128	1	2	1	98
A02334V	Sherman Calliope	1:76	75	33	74	1	2	1	98
A02337V	WWI Female Tank	1:76	102	220	69	1	1	1	98
A03301V	LCM3 & Sherman	1:76	194/55	53/75	53/35	1	2	1	98
A04301V	Churchill Bridge Layer	1:76	150	49	129	1	2	2	98

TECHNICAL INDEX CONTINUED

Code	Model kit	Scale	Length	Width	Pieces	Options	Skill Level	Flying Hours	Page	
VINTAGE CLASSICS CARS										
A20440V	1930 4.5 litre Bentley	RE-INTRODUCTION	1:12	365	145	278	1	4	5	99
A03401V	Jaguar 420	RE-INTRODUCTION	1:72	145	55	114	1	2	2	99
A02412V	Beach Buggy	RE-INTRODUCTION	1:72	95	55	84	1	1	1	100
VINTAGE CLASSICS MILITARY FIGURES										
A00705V	WWII German Infantry		1:76	n/a	n/a	48	1	1	1	101
A00709V	WWII British 8th Army		1:76	n/a	n/a	49	1	1	1	101
A00711V	WWII Afrika Corps		1:76	n/a	n/a	48	1	1	1	101
A00716V	WWII US Marines		1:76	n/a	n/a	45	1	1	1	101
A00726V	WWI German Infantry		1:76	n/a	n/a	48	1	1	1	101
A00727V	WWI British Infantry		1:76	n/a	n/a	48	1	1	1	102
A00728V	WWI French Infantry		1:76	n/a	n/a	48	1	1	1	102
A00729V	WWI U.S. Infantry		1:76	n/a	n/a	48	1	1	1	102
A00731V	WWI Royal House Artillery		1:76	n/a	n/a	48	1	1	1	102
A00741V	Astronauts		1:76	n/a	n/a	48	1	1	1	102
A00747V	RAF Personnel		1:76	n/a	n/a	48	1	1	1	103
A00748V	USAAF Personnel		1:76	n/a	n/a	46	1	1	1	103
A00751V	WWII US Paratroops		1:76	n/a	n/a	48	1	1	1	103
A00755V	Luftwaffe Personnel		1:76	n/a	n/a	46	1	1	1	103
A00763V	WWII British Infantry N. Europe		1:76	n/a	n/a	48	1	1	1	103
A02701V	WWII British Paratroops	RE-INTRODUCTION	1:32	n/a	n/a	14	1	1	1	104
A02702V	WWII German Infantry	RE-INTRODUCTION	1:32	n/a	n/a	14	1	1	1	104
A02703V	WWII U.S. Infantry	RE-INTRODUCTION	1:32	n/a	n/a	14	1	1	1	104
A02711V	WWII U.S. Paratroops	RE-INTRODUCTION	1:32	n/a	n/a	14	1	1	1	104
A02712V	WWII German Paratroops	RE-INTRODUCTION	1:32	n/a	n/a	14	1	1	1	104
A02718V	WWII British Infantry	RE-INTRODUCTION	1:32	n/a	n/a	14	1	1	1	104
PAST FAVOURITES										
A11170	Apollo Saturn V		1:144	768	132	78	1	3	4	105
A07280	RNLI Severn Class Lifeboat		1:72	236	78	189	1	3	3	105
RUINED RESIN BUILDINGS										
A75010	Afghan Single Storey House		1:48			1	1	1	1	106
A75012	Narrow Road Bridge Broken Span		1:72	320	125	1	1	1	1	107
A75013	Italian Farmhouse		1:76	123	80	1	1	1	1	107
A75014	Italian Townhouse		1:76	70	106	1	1	1	1	107
A75015	Polish Bank		1:72	230	140	1	1	1	1	107
A75016	Czech Restaurant		1:72	130	80	1	1	1	1	107
A75017	European City Steps		1:72	155	40	1	1	1	1	107
WARGAMES										
MUH50360	Airfix Battles Introductory Wargame	No Scale		594	420	100+	n/a	n/a	n/a	108
A1500	Airfix Blood Red Skies		1:72	n/a	n/a		n/a	n/a	n/a	109



Licence Acknowledgements



Produced under licensed from Boeing, Boeing, Douglas, McDonnell Douglas, A-4 Skyhawk, AH-64 Apache Longbow, B-17 Flying Fortress, B-25 Mitchell, C-47 Skytrain, DC-3, F-4 Phantom, P-51 Mustang, F-86 Sabre, F-15 Eagle, F/A-18 Hornet their distinctive logos, product markings, and trade dress are all trademarks of The Boeing Company.

The Hawk family of aircraft are designed and manufactured by BAE Systems. BAE SYSTEMS is a registered trade mark of BAE Systems plc.

The RAF Red Arrows name and logo are trademarks of the UK Secretary of State for Defence and used under licence.

The RAF name and logo are trademarks of the UK Secretary of State for Defence and used under licence.

"Aston Martin", "Aston Martin Racing" and related logos and other trademarks are owned, licensed and/or used by Aston Martin and Aston Martin Racing. These trademarks may not be used, amended and/or reproduced without permission. All rights are reserved.



The Gulf logo is a trademark/intellectual property right owned by and licensed from the Gulf Oil International Group and Gulf Oil Limited Partnership. The Gulf racing livery is a trademark/intellectual property right owned by and licensed from the Gulf Oil International Group.

The MINI Logo and the MINI wordmark are trademarks of BMW AG and are used under licence.

Ford Motor Company Trademarks and Trade Dress used under license to Hornby Hobbies. Manufactured by Hornby Hobbies LTD.

Jaguar and the leaper device are trademarks owned and licensed by Jaguar Land Rover Limited.

Trademarks, design patents and copyrights are used with the approval of the owner Volkswagen AG.

The Westland Sea King is a product of Leonardo MW Ltd and all rights in it, including its name, are hereby reserved. The models have been produced with the permission and assistance of Leonardo MW Ltd.

Standard is a trademark owned and licensed by British Motor Heritage Limited. Licensing agents LMI.

www.bmh-ltd.com



Manufactured under license from McLaren Automotive Limited. The McLaren name and logo are registered trademarks of McLaren.

Adam Opel AG Trademarks used under license to Hornby Hobbies

The trademarks copyrights and design rights in and associated with Lamborghini, Lamborghini with Bull and Shield Device, are used under license from Automobili Lamborghini S.p.a., Italy.

Trademarks design patents and copyrights are used with the approval of the owner and/or exclusive licensee Bugatti International SA.

National Museum Of The Royal Navy - HMS Victory® is a registered trade mark and is used under licence by Hornby Hobbies Ltd" Profits from the sale of this product go towards the preservation of Naval heritage

Imperial War Museum Sales of this product support the work of the Imperial War Museum © Imperial War Museums 2021.



Manufactured under license from Northrop Grumman Systems Corporation. P-61 BLACK WIDOW®, F5-E™ Tiger II®, F14A TOMCAT™, F6F-5 HELLCAT® and F4F-4 WILDCAT™ are trademarks of Northrop Grumman Systems Corporation.

Copyright Mary Rose Trust



RNLI name and logo are trademarks of RNLI used by Hornby Hobbies Ltd under licence from RNLI (Sales) Ltd.



Jeep, the Jeep grille and related logos, vehicle model names and trade dress are trademarks of FCA US LLC and used

under license by Hornby Hobbies LTD. ©2021 FCA US LLC.



GM General Motors Trademarks used under license to Hornby Hobbies Ltd.



LOCKHEED MARTIN®, F-35®, Lightning II®, F-16®, Fighting Falcon®, F-22® Raptor®, associated emblems and logos, and body designs of vehicles are either registered trademarks or trademarks of Lockheed Martin Corporation in the USA and/or other jurisdictions, used under license by Hornby Hobbies Ltd.

"SUBARU", "IMPREZA" and all other associated marks, emblems and body designs are properties of SUBARU CORPORATION and used with permission.

COCA-COLA, COKE, the Contour Bottle Design, and the Dynamic Ribbon Device, the Red Disc Icon, the Coca-Cola Santa Design are trademarks of The Coca-Cola Company. ©2021 The Coca-Cola Company. All rights reserved. Distributed by Hornby Hobbies Ltd.



Trademarks, design patents and copyrights are used with approval of the owner AUDI AG.

Maserati logo and model designations are registered trademarks of exclusive propriety of Maserati S.p.A. Under licence of Maserati S.p.A. All rights reserved.

Official Product under licence of Ducati Motor Holding S.p.A.



Manufactured under licence from Bentley Motors Limited England. "Bentley", the 'B' in wings device and other associated logos and names are trademarks of Bentley Motors Limited. The body designs of Bentley motor cars are protected by Bentley Motors Limited under design, trademark and intellectual property law.

TM & © 2021 Paramount Pictures. All Rights Reserved.



Manufactured under licence by Hornby Hobbies Ltd. With kind consent of L'Aventure Peugeot.

Austin, Austin-Healey, MG and Morris are registered trademarks of MG Motor UK Ltd.

Chrysler, Dodge, AMC and related logos, vehicle models names and trade dress are trademarks of FCA US LLC and used under license by Hornby Hobbies Ltd. ©2021 FCA US LLC

The Triumph logo and the Triumph wordmark are trademarks of BMW AG and are used under License.

Where appropriate some of the content within this publication has been submitted for approval to Licensors / brand owners ahead of the products being developed. The images and content of the products may vary on production further to the Licensor's / brand owners comments. Every effort is made to give a true and fair representation of our products within this publication and we thank our partners for their support



Pocher®

THE RETURN OF A LEGEND

Pocher models are recognised as some of the most complex and detailed automobile kits ever made, carefully constructed from premium die-cast metal and ready painted. Pocher released its first 1:8 scale model kit back in 1966 - the Fiat HP F2. Since then, this exemplary brand has developed and marketed the world's most impressive car and motorcycle kits in 1:4 and 1:8 scale.

Ducati 1299 Panigale R Final Edition

Presenting the third and final in the series of Ducati 1299 1:4 motorcycle kits from Pocher, the Ducati 1299 Panigale R Final Edition. The 1299 Panigale R Final Edition is produced in a numbered, limited series, and represents the perfect mix between high performance engine and racing chassis. With the 1299 Panigale R Final Edition, Ducati celebrates the twin cylinder engine that marks the history of the Superbike World Championship. From Marco Lucchinelli's first victory with the 851 in 1988 at the first race in the history of the World Superbike Championship, to 2017 with the victories of Chaz Davies on the Panigale R, the twin cylinder from Borgo Panigale has always been a top performer of the Superbike Championship. The 1:4 Ducati 1299 Panigale R Final Edition Pocher model is made of premium metal die-cast and is supplied ready painted. The kit is easy to build and supplied with detailed instructions. The model consists of more than 600 parts made of an assortment of materials including metal, rubber and premium quality plastic. Wheels, transmission chain, front and rear suspension, brake and clutch levers are all functional and offer an amazing amount of accurate detail.

Code: HK117

Dimensions: Length 518.7mm, Height 202.5mm, Width 277.5mm

979 parts



Motorcycle Display Case

Code: HK201

Size: 690mm x 290mm x 400 mm

This premium-quality display case has been especially designed to present and protect your Pocher model kit. The case is made of highly transparent acrylic of 5 mm thickness, and is provided with a black wooden base which is fully velvet flocked. The display case also features holes and screws to fix the model to the base.



UK and Republic of Ireland only. Visit www.pocher.com for international distributors.
Detailed scale model for adult collector. The colours and contents may vary from those illustrated.
Please retain details and address for future reference. Not suitable for children under 14 years.
This model contains small parts that could cause choking.



Ducati Motor Holding S.p.A. official licensed product.





Pocher®


Lotus 72D - 1972 British GP - Emerson Fittipaldi

The Lotus 72 is seen by many to be the most beautiful, innovative and iconic Formula One racing car of the 1970s. Colin Chapman's revolutionary idea of moving the radiator from the front of the car to a pair in sidepods allowed a sweeping change in the looks, handling and ability of Formula One cars. Firstly in Gold Leaf colours and then in the stunning black and gold of JPS, the Lotus 72 swept all before it in the early 1970s, proving to be the class of the field. Powered by a just as legendary engine - the Ford Cosworth DFV 3.0 V8 - the Lotus mated the power of this world beating engine with handling that left the rest of the field behind. This chassis - identity number 7 (of 9) - was raced at the 1972 British Grand Prix by the soon to be World Champion Emerson Fittipaldi. Around the sweeping confines of the Brands Hatch Grand Prix circuit Emerson emerged victorious over the Tyrrell of Jackie Stewart by just 4 seconds as he charged towards that year's crown.

This amazing Pocher model features detail from the monocoque chassis right up, through the suspension and engine components to the incredibly detailed cockpit. All logos are faithfully recreated and with real rubber tyres this impressive 1:8 model will become the star of any collection of motorsport heroes, famous cars, or pieces of art.

Code: HK114

Dimensions: Length: 523mm, Height: 146mm, Width: 235mm



UK and Republic of Ireland only. Visit www.pocher.com for international distributors.
Detailed scale model for adult collector. The colours and contents may vary from those illustrated.
Please retain details and address for future reference. Not suitable for children under 14 years.
This model contains small parts that could cause choking.

NEW!



Approved and Licensed by CLASSIC TEAM LOTUS LTD.
www.classicteamlotus.co.uk

POCHER

www.pocher.com



Turn your model kit into a masterpiece using...

Humbrol™

Paints, Accessories & Tool Kits



Your guide to the full 2021 Humbrol range of paints and accessories starts here!



Enamel Paints	128-129
Acrylic Dropper Bottles	130-131
Paint Palette	131
Acrylic Paints	132
Weathering Powders & Washes	133
Paints & Brush Sets	134-135
Adhesives & Fillers	136
Coatings & Thinners	137
Brushes	138
Workstation & Colour Chart	139
Tools and Airbrush	140
Spray Paints	141
Scale Scenics	142-145
Product Chart	146-147



Humbrol™ Enamel Paints

Matt Colours 14ml, 50ml or 125ml

1 AA0013 14ml AA0001 50ml Primer	23 AA0254 Duck Egg Blue	24 AA0268 Trainer Yellow	25 AA0271 Blue	26 AA0285 Khaki	27 AA0299 Sea Grey	28 AA1496 Camouflage Grey	29 AA0312 Dark Earth	30 AA0326 Dark Green
31 AA0343 Slate Grey	32 AA1506 Dark Grey	33 AA0360 14ml AQ0033 50ml Black*	34 AA0374 14ml AQ0034 50ml White*	36 AA0036 Pastel Green	37 AA0037 Bright Green	42 AA0042 Violet	44 AA0044 Pastel Blue	46 AA0046 Orange
49 AA0535 Varnish	57 AA0057 Pastel Pink	58 AA0058 Magenta	60 AA0655 Scarlet	61 AA0669 Flesh	62 AA0672 Leather	63 AA0686 Sand	64 AA0713 Light Grey	65 AA0727 Aircraft Blue
66 AA0730 Olive Drab	67 AA0744 Tank Grey	70 AA0775 Brick Red	72 AA0792 Khaki Drill	73 AA0802 Wine	74 AA0816 Linen	75 AA0833 Bronze Green	76 AA0847 Uniform Green	77 AA0850 Navy Blue
78 AA0864 Cockpit Green	79 AA0878 Blue Grey	80 AA0881 Grass Green	81 AA0895 Pale Yellow	82 AA0905 Orange Lining	83 AA0919 Ochre	84 AA0922 Mid Stone	86 AA0953 Light Olive	87 AA0967 Steel Grey
88 AA0970 Deck Green	89 AA0984 Middle Blue	90 AA0998 Beige Green	91 AA1002 Black Green	93 AA1033 Desert Yellow	94 AA1047 Brown Yellow	96 AA1064 RAF Blue	98 AA1081 Chocolate	99 AA1095 Lemon
100 AA1105 Red Brown	101 AA1119 Mid Green	102 AA1122 Army Green	103 AA1136 Cream	104 AA1153 Oxford Blue	105 AA1167 Marine Green	106 AA1170 Ocean Grey	109 AA1208 WWI Blue	110 AA1211 Natural Wood
113 AA1242 Rust	116 AA1287 US Dark Green	117 AA1290 US Light Green	118 AA1300 US Tan	119 AA1314 Light Earth	120 AA1328 Light Green	121 AA1331 Pale Stone	140 AA1523 Gull Grey	144 AA1568 Intermediate Blue
145 AA1571 Medium Grey	147 AA1599 Light Grey	148 AA1609 Radome Tan	149 AA1612 Dark Green	150 AA1626 Forest Green	153 AA1660 Insignia Red	154 AA1674 Insignia Yellow	155 AA1688 Olive Drab	159 AA1729 Khaki Drab
160 AA1732 German Camouflage Red Brown	173 AA0173 Track Colour	186 AA6224 Brown	224 AA7224 Dark Slate Grey	225 AA7225 Middle Stone	226 AA7226 Interior Green	230 AA1822 PRU Blue	234 AA0234 Dark Flesh	240 AA2240 RLM 02 Grau
241 AA2241 RLM 70 Schwartzgrün	242 AA2242 RLM 71 Dunkelgrün	243 AA2243 RLM 72 Grün	244 AA2244 RLM 73 Grün	245 AA2245 RLM 74 Graugrün	246 AA2246 RLM 75 Grauviolett	247 AA2247 RLM 76 Lichtblau	248 AA2248 RLM 78 Himmelblau	249 AA2249 RLM 79 Sandgelb
251 AA2251 RLM 81 Dunkelbraun	252 AA2252 RLM 82 Olivgrün	253 AA2253 RLM 83 Dunkel-Grün						

Humbrol enamel paint has been the modeller's standard for decades. This superb paint can also be used as an art and craft paint on many different surfaces, both indoors and outdoors.

Satin Colours 14ml

71 AA0789 Oak	85 AA0936 14ml AQ0085 50ml Coal Black	123 AA1359 Extra Dark Sea Grey	125 AA1376 US Dark Grey	126 AA1393 US Medium Grey	127 AA1403 US Ghost Grey	128 AA1417 US Compass Grey	129 AA1420 US Gull Grey	130 AA1434 14ml AQ0130 50ml White
131 AA1448 Mid Green	132 AA1451 Red	133 AA1465 Brown	135 AA1482 Varnish	163 AA1777 Dark Green	164 AA1780 Dark Sea Grey	165 AA1794 Medium Sea Grey	166 AA1804 Light Aircraft Grey	168 AA1821 Hemp
174 AA1897 Signal Red	195 AA6330 Dark Green	196 AA6344 Light Grey						

Gloss Colours 14ml

2 AA0028 14ml AQ0002 50ml Emerald	3 AA0031 14ml AQ0003 50ml Brunswick Green	5 AA0059 Dark Admiralty	7 AA0076 Light Buff	9 AA0103 Tan	10 AA0117 14ml AQ0010 50ml Service Brown	14 AA0151 14ml AQ0014 50ml French Blue	15 AA0165 14ml AQ0015 50ml Midnight Blue	18 AA0196 14ml Orange
19 AA0206 14ml AQ0019 50ml AW0019 125ml Bright Red	20 AA0223 14ml AQ0020 50ml Crimson	21 AA0237 14ml AQ0021 50ml AW0021 125ml Black	22 AA0240 14ml AQ0022 50ml AW0022 125ml White	35 AA0388 14ml AQ0035 50ml AW0035 125ml Varnish	38 AA0415 Lime	40 AA0432 Pale Grey	41 AA0446 Ivory	47 AA0518 Sea Blue
48 AA0521 Mediterranean Blue	68 AA0758 Purple	69 AA0761 14ml AQ0069 50ml Yellow	200 AA6389 Pink	208 AA7081 Fluorescent Signal Green	209 AA7105 Fluorescent Fire Orange	220 AA6608 Italian Red	238 AA0238 Arrow Red	239 AA0239 British Racing Green

Metallic Colours 14ml

11 AA0120 14ml AQ0011 50ml AW0011 125ml Silver*	12 AA0134 Copper	16 AA0179 14ml AQ0016 50ml AW0016 125ml Gold*	50 AA0549 Green Mist	51 AA0552 Sunset Red	52 AA0566 Baltic Blue	53 AA0583 Gunmetal	54 AA0597 Brass	55 AA0607 Bronze
56 AA0610 14ml AQ0056 50ml Aluminium	171 AA1852 Antique Bronze	191 AA6272 14ml AQ0191 50ml Chrome Silver	201 AA6392 Metallic Black	222 AA7222 Moonlight Blue				

Metalcote Colours 14ml

27001 AC5008 Aluminium	27002 AC5011 Polished Aluminium	27003 AC5025 Polished Steel	27004 AC5039 Gunmetal
-------------------------------------	---	---	------------------------------------



Start as you mean to finish.



Humbrol™ Acrylic Dropper Bottles

These new bottles enable easier colour blending using the bespoke Humbrol paint palette.

Matt Colours

1 DB0001 Primer	23 DB0023 Duck Egg Blue	24 DB0024 Trainer Yellow	25 DB0025 Blue	26 DB0026 Khaki	27 DB0027 Sea Grey	29 DB0029 Dark Earth	30 DB0030 Dark Green	32 DB0032 Dark Grey
33 DB0033 Black	34 DB00344 White	36 DB0036 Pastel Green	37 DB0037 Bright Green	42 DB0042 Violet	44 DB0044 Pastel Blue	57 DB0057 Pastel Pink	58 DB0058 Magenta	60 DB0060 Scarlet
61 DB0061 Flesh	62 DB0062 Leather	63 DB0063 Sand	67 DB0067 Tank Grey	72 DB0072 Khaki Drill	80 DB0080 Grass Green	86 DB0086 Light Olive	89 DB0089 Middle Blue	93 DB0093 Desert Yellow
96 DB0096 RAF Blue	98 DB0098 Chocolate	99 DB0099 Lemon	102 DB0102 Army Green	103 DB0103 Cream	106 DB0106 Ocean Grey	109 DB0109 WWI Blue	110 DB0110 Natural Wood	113 DB0113 Rust
117 DB0117 US Light Green	118 DB0118 US Tan	153 DB0153 Insignia Red	154 DB0154 Insignia Yellow	155 DB0155 Olive Drab	160 DB0160 German Camouflage Red Brown	186 DB0186 Brown		

Satin Colours

71 DB0071 Oak	85 DB0085 Coal Black	123 DB0123 Extra Dark Sea Grey	127 DB0127 US Ghost Grey	130 DB0130 White	135 DB0135 Varnish
156 DB0156 Dark Camouflage Grey	163 DB0163 Dark Green	174 AB0174 Signal Red			

All the colours in the new Dropper Bottle range can be mixed to create your own colour palette. Mixing matt with gloss colours can be also done, it just means that the finish achieved will be more satin.

They are also suitable for airbrushing.

Intermixing metallics also is possible.

Just keep stirring!

P1159 Dropper Bottle Colour Chart



NEW

Gloss Colours

2 DB0002 Emerald	3 DB0003 Brunswick Green	9 DB0009 Tan	10 DB0010 Service Brown	14 DB0014 French Blue	15 DB0015 Midnight Blue	18 DB0018 Orange	19 DB0019 Bright Red
20 DB0020 Crimson	21 DB0021 Black	22 DB0022 White	35 DB0035 Varnish	38 DB0038 Lime	41 DB0041 Ivory	48 AB0048 Mediterranean Blue	68 DB0068 Purple
69 DB0069 Yellow	208 DB0208 Green	209 DB0209 Fluorescent Fire Orange					

Metallic Colours

11 DB0011 Silver	12 DB0012 Copper	16 DB0016 Gold	53 DB0053 Gunmetal	54 DB0054 Brass	55 DB0055 Bronze	56 DB0056 Aluminium	171 DB0171 Antique Bronze	191 DB0191 Chrome Silver
-------------------------------	-------------------------------	-----------------------------	---------------------------------	------------------------------	-------------------------------	----------------------------------	--	---------------------------------------

Humbrol™ Paint Palette

AG5111 Paint Palette

Use this specially designed palette for either brushing the paint droplets from the bottles, or blending and mixing different colours together. Easily washed with water after use when using these water-based paints.

**NEW**

Humbrol™ Acrylic Paints

Matt Colours 14ml

25 AB0025 Blue	30 AB0030 Dark Green	33 AB0033 Black	34 AB0034 White	49 AB0049 Varnish	61 AB0061 Flesh	62 AB0062 Leather	64 AB0064 Light Grey	86 AB0086 Light Olive
90 AB0090 Beige Green	94 AB0094 Brown Yellow	99 AB0099 Lemon	103 AB0103 Cream	110 AB0110 Natural Wood	118 AB0118 US Tan	155 AB0155 Olive Drab	160 AB0160 German Camouflage Red Brown	186 AB0186 Brown
230 AB0230 Forest Green	240 AB0240 RLM 02 Grau	241 AB0241 RLM 70 Schwartzgrün	242 AB0242 RLM 71 Dunkelgrün	243 AB0243 RLM 72 Grün	244 AB0244 RLM 73 Grün	245 AB0245 RLM 74 Graugrün	246 AB0246 RLM 75 Grauviolett	247 AB0247 RLM 76 Lichtblau
249 AB0249 RLM 79 Sandgelb	251 AB0251 RLM 81 Dunkelbraun	252 AB0252 RLM 82 Olivgrün						

Satin Colours 14ml

71 AB0071 Oak	130 AB0130 White	135 AB0135 Varnish	156 AB0156 Dark Camouflage Grey	167 AB0167 RAF Barley Grey	168 AB0168 Hemp	174 AB0174 Signal Red
----------------------------	-------------------------------	---------------------------------	---	--	------------------------------	------------------------------------


Gloss Colours 14ml

9 AB0009 Tan	10 AB0010 Service Brown	14 AB0014 French Blue	18 AB0018 Orange	19 AB0019 Bright Red	20 AB0020 Crimson	21 AB0021 Black	22 AB0022 White	35 AB0035 Varnish
38 AB0038 Lime	40 AB0040 Pale Grey	41 AB0041 Ivory	47 AB0047 Sea Blue	69 AB0069 Yellow	209 AB0209 Fluorescent Fire Orange	220 AB0220 Italian Red	238 AB0238 Arrow Red	239 AB0239 British Racing Green

Metallic Colours 14ml


11 AB0011 Silver	12 AB0012 Copper	52 AB0052 Baltic Blue	56 AB0056 Aluminium	171 AB0171 Antique Bronze	191 AB0191 Chrome Silver
-------------------------------	-------------------------------	------------------------------------	----------------------------------	---	--





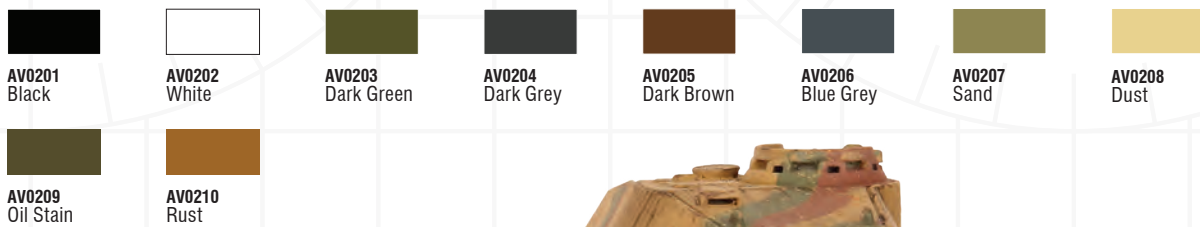
Weathering Powders 45ml

Humbrol Weathering Powders are a versatile means of adding realistic weathering effects to your models, figures and dioramas. They can be mixed to create different shades, enabling a full range of finishes including dust, mud, soot, rust and many more.



Enamel Washes 28ml

Enhance your models with the Humbrol Enamel Washes range, designed for a wide range of uses they are easy to use and very durable.





Humbrol™ Paint & Brush Sets

The Paint & Brush Sets here are for those wanting a good concise selection of paints and brushes in one easy purchase. These sets are particularly helpful for anyone using these excellent paints for non-plastic modelling hobbies and tasks.

NEW



Acrylic RAF WWII Colours Paint and Brush Set

- 3 brushes
 - 23 Duck Egg Blue
 - 24 Trainer Yellow
 - 29 Dark Earth
 - 30 Dark Green
 - 33 Black
 - 53 Gunmetal
 - 56 Aluminium
 - 62 Leather
- DB9062**



Acrylic Luftwaffe WWII Colours Paint and Brush Set

- 3 brushes
 - 11 Silver
 - 21 Black
 - 24 Trainer Yellow
 - 32 Dark Grey
 - 33 Black
 - 53 Gunmetal
 - 56 Aluminium
 - 62 Leather
- DB9063**




Acrylic WWII Allied Military Colours Paint and Brush Set

- 3 brushes
 - 11 Silver
 - 26 Khaki
 - 33 Black
 - 53 Gunmetal
 - 86 Olive Green
 - 113 Rust
 - 155 Matt Olive Drab
 - 186 Brown
- DB9064**



Acrylic WWII Axis Military Colours Paint and Brush Set

- 3 brushes
 - 11 Silver
 - 21 Black
 - 53 Gunmetal
 - 67 Matt Tank Grey
 - 86 Olive Green
 - 93 Desert Yellow
 - 113 Rust
 - 160 German Camouflage Red
- DB9065**



Enamel RAF WWII Colours Paint and Brush Set

- 3 brushes
 - 24 Trainer Yellow
 - 29 Dark Earth
 - 30 Dark Green
 - 33 Black
 - 53 Gunmetal
 - 56 Aluminium
 - 78 Cockpit Green
 - 90 Beige Green
- DB9064**



Enamel Luftwaffe WWII Colours Paint and Brush Set

- 3 brushes
 - 33 Black
 - 53 Gunmetal
 - 240 RLM02 Grau
 - 241 RLM70 Schwartzgrun
 - 242 RLM71 Dunkelgrun
 - 247 RLM76 Lichtblau
 - 252 RLM82 Olivgrun
 - 253 RLM83 Dunkel Grun
- DB9065**



Enamel WWII Allied Military Colours Paint and Brush Set

- 3 brushes
 - 11 Silver
 - 26 Khaki
 - 33 Black
 - 53 Gunmetal
 - 66 Olive Drab
 - 86 Light Olive
 - 155 Olive Drab
 - 186 Brown
- DB9066**



Enamel WWII Axis Military Colours Paint and Brush Set

- 3 brushes
 - 33 Black
 - 53 Gunmetal
 - 93 Desert Yellow
 - 160 German Cam Red Brown
 - 173 Track Colour
 - 241 RLM70 Schwartzgrun
 - 243 RLM72 Grun
 - 252 RLM82 Olivgrun
- DB90675**

For paint finish, please refer to pages 126 to 130.

A great gift idea!

The perfect package for any modeling project



Please visit www.airfix.com/catalogue2021 to locate your nearest Humbrol stockist



Enamel Creative
Paint and
Brush Set

- 3 brushes
- 36 Pastel Green
- 37 Bright Green
- 42 Violet
- 44 Pastel Blue
- 46 Orange
- 57 Pink
- 58 Magenta
- 99 Lemon
- AA9063**



Enamel Metallic
Paint and
Brush Set

- 3 brushes
- 11 Silver
- 16 Gold
- 52 Baltic Blue
- 53 Gunmetal
- 54 Brass
- 55 Bronze
- 56 Aluminium
- 201 Black
- AA9062**



Enamel Creative
Paint and
Brush Set

- 3 brushes
- 36 Pastel Green
- 37 Bright Green
- 42 Violet
- 44 Pastel Blue
- 46 Orange
- 57 Pink
- 58 Magenta
- 99 Lemon
- AA9063**



Enamel Metallic
Paint and
Brush Set

- 3 brushes
- 11 Silver
- 16 Gold
- 52 Baltic Blue
- 53 Gunmetal
- 54 Brass
- 55 Bronze
- 56 Aluminium
- 201 Black
- AA9062**



NEW

NHS Charities Together
Rainbow Colour Set
Paint and Brush Set

- 3 brushes
- 24 Trainer Yellow
- 25 Blue
- 33 Black
- 37 Bright Green
- 44 Pastel Blue
- 60 Scarlet
- 61 Light Orange
- 109 Light Blue
- DB9061**

£2.50 from the sale of this product, will be donated to NHS Charities Together (registered charity no. 1186569)



Humbrol™ Adhesives & Fillers



Poly Cement

A solvent-based cement suitable for plastic model kits only.

AE4021 12ml medium (tube)
AE4422 24ml large (tube)



Balsa Cement

A quick-drying transparent cement for balsa, soft woods and cork.

AE0603 24ml (tube)



Model Filler

A fine grade model filler which can be sanded, filed and painted once dry.

AE3016 31ml (tube)



Liquid Poly

A solvent-based cement suitable for plastic model kits only. The product is a lower viscosity version of Polycement to enable application by brush.

AE2500 28ml bottle



Clearfix

A solvent-based polymer solution for use as an adhesive on clear plastic parts without the risk of the 'frosting' effect sometimes seen using traditional glues.

It can also be used for making small windows or translucent areas of 3mm or less.

AC5708 28ml bottle



Precision Poly Cement

A solvent-based cement suitable for plastic model kits only. Its viscosity is low to enable precision delivery of fine amounts of cement.

AE2720 20ml precision poly dispenser

Masking Tape

Perfect for masking small areas.

AG5110 Precision Masking Tape Set



Enamel Thinners

Used to thin down Humbrol Enamel paints most commonly for airbrushing. Can also be used to thin down other solvent based products such as Enamel Washes, Modelcotes and Model Filler.

AC7501 28ml bottle
AC7430 125ml bottle



Acrylic Thinners

Humbrol Acrylic Thinners has been especially formulated to enhance the quality and usability of Humbrol Acrylic paint when brushing and airbrushing. The Thinners includes a retardant which reduces the drying rate and greatly improves the use of Acrylic paint when airbrushing. Can also be used to clean your brushes after use with Acrylic paint.

AC7433 125ml bottle



Clear

These thin, water-based self-levelling varnishes are ideal for brush and airbrush. You have the option of three finishes, these are; Gloss, Matt or Satin with a higher level of any achieved by applying further thin coats.

AC7431 Gloss 125ml bottle
AC7434 Matt 125ml bottle
AC7435 Satin 125ml bottle



Decalfix

A water based solution that softens decals and secures them in place by drawing the decal around and in any panel lines. Decals are permanent once dry.

AC6134 28ml bottle
AC7432 125ml bottle



Maskol

A rubber solution that can be applied to surfaces to prevent them from being painted. When the paint has dried the Maskol can simply be peeled off.

AC5217 28ml bottle

Gloss Cote Satin Cote Matt Cote

A solvent-based varnish that goes on clear and dries clear, overcoming the yellowing effect associated with traditional varnishes. The product dries to a smooth, high-sheen gloss finish.

AC5501 28ml bottle

A solvent-based varnish that goes on clear and dries clear, overcoming the yellowing effect associated with traditional varnishes. The product dries to a smooth, mid-sheen satin/eggshell finish.

AC5401 28ml bottle

A solvent-based varnish that goes on clear and dries clear, overcoming the yellowing effect associated with traditional varnishes. The product dries to a smooth, low-sheen matt finish.

AC5601 28ml bottle





Humbrol™ Brushes

Coloro Brushes



The Coloro range of brushes are perfectly suited for all paint types, but are particularly good when used in conjunction with the new Humbrol Acrylic Paint. Made from man-made fibre

Size 00 – **AG4030**
 Size 0 – **AG4000**
 Size 1 – **AG4001**
 Size 2 – **AG4002**
 Size 4 – **AG4004**
 Size 8 – **AG4008**

Coloro pack.
 Size 00, 1, 4, 8 – **AG4050**

Evoco Brushes



Made from natural hair, Evoco brushes are the perfect “all-round” brush for many model and hobby uses, keeping their shape and quality long after their first use.

Size 000 – **AG4131**
 Size 0 – **AG4100**
 Size 2 – **AG4102**
 Size 4 – **AG4104**
 Size 6 – **AG4106**
 Size 8 – **AG4108**

Evoco pack.
 Size 0, 2, 4, 6 – **AG4150**

Palpo Brushes



The Palpo natural sable hair brushes are the ultimate modelling brush, keeping their points and shape to allow for accurate and detailed painting, particularly figure work.

Size 00000 – **AG4233**
 Size 000 – **AG4231**
 Size 0 – **AG4200**
 Size 2 – **AG4202**
 Size 4 – **AG4204**
 Size 6 – **AG4206**

Palpo pack.
 Size 000, 0, 2, 4 – **AG4250**

Detail Brushes



These ultra fine sable hair brushes are ideal for painting small detailed areas on your models/figures. The easy grip ergonomic handles make them a pleasure to use for short or long periods of time.

Suitable for Enamel and Acrylic paints.

Detail pack.
 Size 00, 0, 1, 2 – **AG4304**

Flat Brushes



Made from high quality soft synthetic hair, the Flat Brush pack is perfect for creating a smooth professional finish. Ideal for painting large surface areas, weathering, adding washes and helping to apply decals.

Suitable for Enamel and Acrylic paints.

Flat pack.
 Size 3, 5, 7, 10 – **AG4305**

Stipple Brushes



The Stipple Brushes have been designed with heavy dry brushing and weathering in mind. Made from a tough natural hair, which is perfect when adding those finishing touches when bringing your models to life.

Suitable for Enamel and Acrylic paints, as well as Weathering Powder.

Stipple pack.
 Size 3, 5, 7, 10 – **AG4306**



Humbrol™ Work Station

a MUST for all modellers!

The Humbrol Work Station has many features:

- Double depth sections for holding 9 x 14ml Humbrol Enamel or Acrylic pots, or 3ml Humbrol Acrylic pots
- Double depth water cup holders, allow the modeller to place Humbrol 28ml products, such as; matt, satin & gloss cotes, Decalfix, Maskol, Clearfix, Thinners and Liquid Poly
- Designed to fit the new Humbrol A4 Cutting mat within the working area
- Two mixing areas either side of the Cutting Mat
- Easy to hold handles either side of the Work Station
- Rubber feet, which allows the modeller to place on a flat surface
- A4 Instruction sheet holder
- Brush and tool holders.

The Humbrol Work Station is manufactured from a tough and durable material that can't be melted by Humbrol Poly Cement.



AG9156

Please Note: Paints, brushes and other Humbrol products shown are not included.

Humbrol™ Colour Chart

This year we've also updated our Enamel Paint and Conversion Chart which provides a great overview of the colours on offer and an in-depth cross reference chart with other popular paint brands.

P1158 Humbrol Enamel Paint and Conversion Chart



Humbrol™ Tool Sets & Mats



Tool Sets

The kit modeller's tool set

Specifically designed for the Airfix and plastic kit modeller – sprue clippers, tweezers, needle file and knife; all designed for making the perfect model.

AG9150 – Small
AG9159 – Medium

A3 Cutting Mat A4 Cutting Mat

The kit modeller's mat

The "Kit Modellers" Cutting Mat is a self-sealing cutting mat with graphics and scale markings to suit all categories of plastic modelling.

A3 AG9157
A4 AG9155



Humbrol™ Airbrushes

All Purpose Airbrush

A great beginners airbrush to introduce the skill of airbrushing at a great value price. Use with cans of Humbrol Airbrush Propellant or a compressor. All purpose airbrush (blister) AG5107



Airbrush Powerpack

Airbrush Powerpack
Airbrush powerpack 400ml
AV6941



The full range of accessories is designed to meet every modeller's needs. Whether it is your first ever model build or your collection is in to the hundreds these products will help you get the most out of your build.



Humbrol™ Spray Paints

A fast drying acrylic-based paint for use not only on plastic kits, but also on other substrates including, polycarbonate, wood, glass, ceramics, metal, card and many more craft and DIY uses.

Matt Colours 150ml

- 1 AD6001 Grey Primer
- 27 AD6027 Sea Grey
- 29 AD6029 Dark Earth
- 30 AD6030 Dark Green
- 33 AD6033 Black
- 34 AD6034 White
- 63 AD6063 Sand
- 64 AD6064 Light Grey
- 67 AD6067 Tank Grey
- 80 AD6080 Grass Green
- 86 AD6086 Light Olive
- 90 AD6090 Beige Green
- 93 AD6093 Desert Yellow
- 155 AD6155 Olive Drab
- 237 AD6237 Desert Tan

Gloss Colours 150ml

- 3 AD6003 Brunswick Green
- 15 AD6015 Midnight Blue
- 18 AD6018 Orange
- 19 AD6019 Bright Red
- 21 AD6021 Black
- 22 AD6022 White
- 38 AD6038 Lime
- 68 AD6068 Purple
- 69 AD6069 Yellow
- 220 AD6220 Italian Red

Satin Colours 150ml

- 85 AD6085 Black
- 163 AD6163 Dark Green
- 165 AD6165 Medium Sea Grey

Metalcote Colours 150ml

- 27002 AD6995 Polished Aluminium
- 27003 AD6996 Polished Steel

Humbrol Metalcotes have been designed to give the appearance of polished metals. Once dry, polish with soft cloth until you reach the desired look.

Metallic Colours 150ml

- 11 AD6011 Silver
- 12 AD7704 Copper
- 16 AD6016 Gold
- 53 AD6053 Gunmetal
- 54 AD6054 Brass
- 56 AD6056 Aluminium
- 191 AD6191 Chrome Silver

Humbrol™ Varnish Spray

Enamel Varnish 150ml

- 35 AD6997 Gloss Varnish
- 49 AD6998 Matt Varnish
- 135 AD6999 Satin Varnish



Acrylic Varnish 150ml

Suitable for applying over acrylic paint.

- 35 AD6035 Gloss Varnish
- 49 AD6049 Matt Varnish
- 135 AD6135 Satin Varnish

Start as you mean to finish.

SkaleScenics are perfect for the miniature natural world!

Hornby SkaleScenics is an extensive range of materials to furnish any model landscape. Focussing on natural flora and textures, no modeller will be limited by season or geography - our rocks, turf, model trees and rough ground cover are perfect for any layout set at any time of year. Whether you are planning to build ragged outcrops or rolling green fields, we'll have colours and textures to suit. Don't forget urban gardens and parks, for your towns and villages, too!



Classic Trees

Handmade for finer quality, the SkaleScenics Profi Tree range will bring added scenic detail to any model railway or diorama.

The trunks of the trees are painted by hand so that no shining plastic surfaces are left visible and to give more volume. All of the branches are covered with fine wool before they are flocked. This mimics the leaf shapes and colours of a real tree and, as in nature, only the fine branches of the PROFi trees have leaves, so this is replicated in our range.

R7202 Fruit Trees
80mm | Three per pack



R7203 Maple Trees
90mm | Three per pack



R7204 Beech Trees
130mm | Two per pack



R7205 Birch Trees
45mm | Three per pack



R7206 Large Fir Trees
80-120mm | Four per pack



R7207 Small Fir Trees
40-80mm | Four per pack



R7208 Bushes
30-40mm | Five per pack



R7209 Oak Tree
150mm | Single item



R7210 Lime Tree
185mm | Single item



R7211 Horse Chestnut Tree
190mm | Single item



Hobby Trees

R7198 'Hobby' Deciduous Trees
50-90mm | Twenty per pack



R7199 'Hobby' Fir Trees
50-140mm | Twenty per pack



R7201 'Hobby' Mixed Trees
50-140mm | Twenty per pack



(Pack includes a mixture of deciduous and Fir)

Professional Trees

R7212 Fruit Tree
75mm | Single item



R7213 Apple Tree (with Fruit)
75mm | Single item



R7214 Pear Tree
75mm | Single item



R7215 Birch Tree
115mm | Single item



R7216 Rowan Tree (with Berries)
115mm | Single item



R7217 Acacia Tree
150mm | Single item



R7218 Tree (with Circular Bench)
115mm | Single item



R7219 Beech Tree
130mm | Single item



R7220 Oak Tree
160mm | Single item



R7221 Lime Tree
185mm | Single item



R7222 Horse-Chestnut Tree
195mm | Single item



R7223 Lime Tree
185mm | Single item



R7224 Tree (with Tree House)
150mm | Single item



R7225 Medium Nordic Fir Tree
120mm | Single item



R7226 Large Nordic Fir Tree
145mm | Single item



R7227 Medium Pine Tree
120mm | Single item



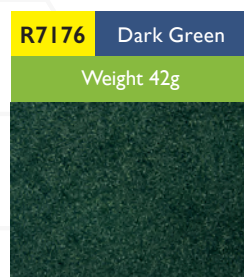
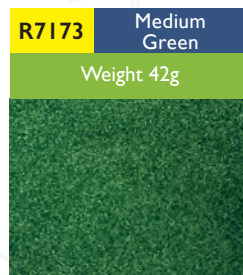
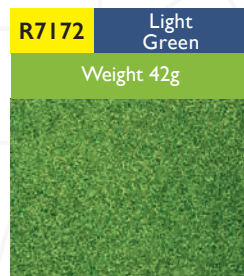
R7228 Large Pine Tree
150mm | Single item



Ballast



Scatter



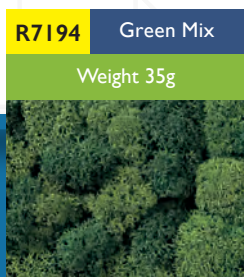
Note:
To cover an area of 1m² you will need approximately 100 g scatter material and 500g of Grass Glue.

Static Grass



R7181 contains boulders

Lichen



Flockage & Flock

R7156 Bright Green Flockage Weight 20g	R7157 Medium Green Flockage Weight 20g	R7158 Dark Green Flockage Weight 20g
R7159 Medium Brown Flockage Weight 20g	R7160 Dark Brown Flockage Weight 20g	R7161 Bright Green Flock Weight 20g
R7162 Medium Green Flock Weight 20g	R7163 Dark Green Flock Weight 20g	

Accessories



R7182 Static Grass Puffer Bottle
Use with R7183 to apply Static Grasses

R7183 Grass Glue
Weight 250g



Foliage

R7184 Light Green Covering 20x23cm	R7185 Dark Green Covering 20x23cm	R7186 Olive Green Covering 20x23cm
R7187 Wild Grass (Light Green) Covering 20x23cm	R7188 Wild Grass (Dark Green) Covering 20x23cm	R7189 Yellow Green Meadow Covering 20x23cm
R7190 Middle Green Meadow Covering 20x23cm	R7191 Leafy - Middle Green Covering 20x23cm	R7192 Leafy - Dark Green Covering 20x23cm

R7273 SkaleRoc





Humbrol™ Product Chart

Paint Products	Usage	Substrate
Enamel Paint	A solvent-based, fast-dry paint developed for use on plastic model kits but which can also be used on other substrates (see right). Matt, Satin, Gloss, Metallic, Metalcote and Clear finishes are available.	A wide range of surfaces including most plastics, wood, glass, ceramics, metal, cardboard, sealed plaster, sealed hardboard and many more.
Acrylic Paint	A water-based, fast dry paint developed for use on plastic model kits but which can also be used on other substrates. Matt, Satin, Gloss, Metallic and Clear finishes are available.	A wide range of surfaces including most plastics, wood, glass, ceramics, metal, cardboard, sealed plaster, sealed hardboard and many more.
Acrylic Spray	A solvent-based, fast-dry paint developed for use on plastic model kits but which can also be used on other substrates (see right). Matt, Satin, Gloss, Metallic and Clear finishes are available.	A wide range of surfaces including most plastics, wood, glass, ceramics, metal, cardboard, sealed plaster, sealed hardboard and many more.
Varnish Spray	Protects and creates a desired finish: Matt, Satin & Gloss.	Overcoat for the applicable paint type.
Metal Cote Spray	Creates a polished look once dry and buffed.	A wide range of surfaces including most plastics, wood, glass, ceramics, metal, cardboard, sealed plaster, sealed hardboard and many more.
Weathering Powder	Used to create realistic weathered effects.	Weathering Powder can be applied to most substrates depending on the method. For full details, please visit the Humbrol website.
Enamel Wash	Used to create realistic weathered, oiled and grime effects on scale models.	Humbrol Enamel Washes can be applied to most substrates depending on the method. For full details, please visit the Humbrol website.
Glues	Usage	Substrate
Poly Cement	A solvent-based cement suitable for plastic model kits only.	Common plastics used to manufacture model kits including polystyrene and ABS. The product works by melting the plastic on application and 'welding' two glued pieces of plastic together to form a strong bond.
Model Filler	Fills hairline cracks and gaps between plastic parts. The product can be sanded when fully dry using a fine grade of sandpaper and painted.	Plastic model kits.
Balsa Cement	A quick-drying transparent cement for balsa, other soft woods and cork.	Balsa, other soft woods and cork.
Detail Application	Usage	Substrate
Clearfix	A solvent-based polymer solution for use as an adhesive on clear plastic parts without the risk of the 'frosting' effect sometimes seen using traditional glues and for making small windows or translucent areas of 3mm or less.	Common plastics used to manufacture model kits including polystyrene and ABS.
Decalfix	A water-based solution for softening decals and securing them into position.	Decals are usually applied onto painted surfaces. Care should be taken to avoid 'silvering' over matt paints.
Maskol	A rubber solution that can be applied to surfaces to prevent them being painted. When the paint has dried the Maskol can be simply peeled off.	Common plastics used to manufacture model kits including polystyrene and ABS and a wide variety of other applications including glass.
Enamel Thinner	Thinning down of solvent-based enamel paints, most commonly for airbrushing.	Enamel paint and other Humbrol solvent based products.
Acrylic Thinner	Thinning down of Humbrol Acrylic paints, most commonly for airbrushing.	Acrylic paint.
Finishing	Usage	Substrate
Mattcote/Satincote/ Glosscote	A solvent-based varnish that goes on clear and dries clear, overcoming the yellowing effect associated with traditional varnishes. The product dries to a smooth, low-sheen matt finish.	Common plastics used to manufacture model kits including polystyrene and ABS, as well as MDF. Matt cote is usually applied as the final coat to a fully painted and decaled model.
Clear	A water soluble, self-levelling medium in either gloss, matt or satin that can be used to prepare surfaces. Gloss varnish can be used to prepare surfaces for decals and to improve the appearance of clear parts.	Humbrol Enamel and Acrylic Paint.

Humbrol offers a fantastic range of products that have many applications and can be used on a wide variety of surfaces. The following table is designed to help match the correct product for the job, ensuring a perfect finish every time.

Application	Drying Time	How To Clean
Brush straight from the tin. Airbrush with a suitable thinner such as Humbrol Enamel Thinners. Two thin coats are preferable to one thick coat. The usual thinning ratio is 2 parts paint to 1 part Humbrol Enamel Thinner. Note that Metalcote colours are designed to be polished when fully dry.	Gloss: 1-2 hours. Matt & Satin: 20-40 mins touch dry, up to 24 hours for hard dry. Metallics: hard dry in approx. 10 days. Recoat: 6 hours minimum.	Humbrol Enamel Thinners when wet. Product is permanent once dry.
Brush straight from the tin or Airbrush with a suitable thinner such as water. Two thin coats are preferable to one thick coat. The usual thinning ratio is 2 parts paint to one part Humbrol Acrylic Thinner.	1-2 hours 'hard dry', allow longer for Gloss and Metallic finishes.	Acrylic Thinners or water when wet, cellulose when dry.
Spray at least 25cm from the substrate and spray with an even back and forth action.	15-30 minutes.	Can be removed if not fully dry with Humbrol Enamel Thinners. Product is permanent once dry.
Spray at least 25cm from the substrate and spray with an even back and forth action.	15-30 minutes.	
Spray at least 25cm from the substrate and spray with an even back and forth action. Once dry polish with a soft dry cloth.	30-60 minutes, for best results leave for 24 hours.	
Weathering Powder can be applied dry or mixed with several Humbrol products. For full details, please visit the Humbrol website.	Dependent of application methods.	Dependent of application methods.
Brush straight from the jar. Thin with Humbrol Enamel Thinners. More details will be available on the Humbrol website.	10-20 minutes.	Humbrol Enamel Thinners.
Application	Drying Time	How To Clean
Directly onto plastic model kits. A cocktail stick can be useful to apply sparingly to small areas or fine details.	Surface dry in 10-20 minutes. Fully dry in 1 hour.	Can be removed if not fully dry by re-dissolving with Humbrol Liquid Poly or Precision Poly. Product is permanent once dry.
Directly onto substrate without excessive application of product. If gaps are deep two thin coats are preferable to one thick coat.	Surface dry in 1-2 hours. Fully dry in 24 hours.	Wipe away using a damp cloth. Product is permanent once dry.
Directly onto substrate.	20-30 minutes.	Wipe away using a damp cloth. Product is permanent once dry.
Application	Drying Time	How To Clean
A cocktail stick is usually the most practical means of application. Run a small drop of Clearfix around the edge of the window then draw across the opening to produce a thin membrane.	24 hours.	Wipe away using a damp cloth. Product is permanent once dry.
Brush on to decals or immerse them in Decalfix for approx. 45 seconds or until softened. Slide off using a brush and dab dry with tissue paper.	20-30 minutes. Do not force dry decals as they may crease or shrivel.	Wipe away using a damp cloth. Product is permanent once dry.
Brush only. Apply to surface, allow to dry and paint over. When paint is dry peel off the Maskol.	15-20 minutes.	Wipe away with a damp cloth.
Brush or Airbrush.	Paint drying times may vary with the addition of Enamel Thinners.	Humbrol Enamel Thinners.
Brush or Airbrush.	Paint drying times may vary with the addition of Acrylic Thinners.	Water.
Application	Drying Time	How To Clean
Brush or airbrush. Thin suitably when airbrushing using Humbrol Enamel Thinners.	Surface dry in 1 hour. Fully dry after 24 hours. Drying times will vary according to ambient temperature and humidity. Recoat after 24 hours.	Humbrol Enamel Thinners.
Apply thinly with a brush or airbrush. To achieve a higher level of the desired finish, apply additional coats. Do not use in temperatures below 10 degrees C or in conditions of high humidity.	Surface dry in 30 mins. Recoat once dry. Avoid temperature change during application and drying time.	Water.



Hornby Hobbies Limited

Hornby Hobbies Ltd
Westwood, Margate, Kent, CT9 4JX, UK
+44(0)1843 233502
customerservices.uk@hornby.com

EU Authorised Representative:

Hornby Italia SRL
Viale dei Caduti, 52/A6, Castel Mella (BS), Italy, 25030
+39 0687501292
customerservices.it@hornby.com

USA Authorised Representative:

Hornby America Inc.
Lakewood Industrial Park, 4620 95th St SW, Bldg. 6, Suite A,
Lakewood, WA 98499 USA
+1 877 358 6405
customersyooint@hornby.us

www.airfix.com

The Humbrol colours printed in this catalogue are approximate and are as accurate as the printing process allows.

This catalogue shows items planned for introduction in 2021. Delivery periods and kit options may be subject to variation.

Some items included in this edition may be subject to Licensor approval.

Catalogue Code: A78201

Issue ID20

RRP: £8.99



A Hornby Product. Printed in the EU



Like us! facebook.com/OfficialAirfix
facebook.com/Humbrol



Follow us! twitter.com/Airfix
twitter.com/Humbrol



Watch us! youtube.com/OfficialAirfix
youtube.com/HumbrolPaints



Follow us! pinterest.co.uk/airfix_uk/
pinterest.co.uk/humbrol_uk



Follow us! Instagram.com/officialairfix/
Instagram.com/official_humbrol



Over 60% of the Humbrol range is now made in the UK

ISBN 978-1-913295-59-2



9

781913 295592

21 ▶